

**S.H.I.P.S.**

[A Premier Institution]

**SHREE HANUMAT INTERNATIONAL PUBLIC SCHOOL**

(Senior Secondary)

Affiliated to the C.B.S.E., New Delhi, Vide Code No. – 1630686,  
G.T. ROAD, GORAYA (Distt. Jalandhar)- 144409, Contact – 78376-36615, 01826-264069



# Home Assignment 2023-24

Name: \_\_\_\_\_

Grade : I                      Roll. No. \_\_\_\_\_

**Note:**

5. Assignment Marks will be added in the Terminal Assessment.
6. Parents are required to let their child do his/her assignments on his/her own.
7. Use loose sheets if required to perform the task.
8. Best Assignment of the year will be recognised.

## ENGLISH

1. Draw and colour the picture of your favourite fruit and write 5 lines on it.
2. Draw and colour the picture of your favourite vegetable and write 5 lines on it.
3. Make Sentences of the following words:- ( Make different sentences)
  1. parrot
  2. cage
  3. sad
  4. happy
  5. children
  6. tree
  7. play
  8. Family

Note- Do exercise no 1 ,2 and 3 on loose sheets

4. Do page no 13 to 16 of Grammar book.(lesson 2 What's the Word?)
5. Activity :- Write the name of person, place, animal and thing beginning with given letters:-

Letter	Person	Place	Animal	Thing
b				
d				
g				
p				
m				

6. Picture Composition- Colour the picture and write 5-7 lines on it.



Vocab- boy, car, playing, happy, fast, remote control, wheels, runs

---

---

---

---

---

---

---

---

## HINDI

Do the given worksheets

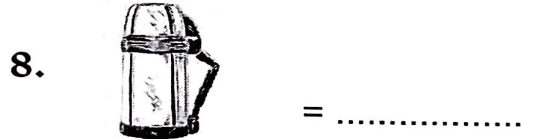
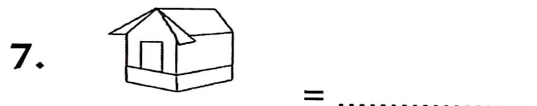
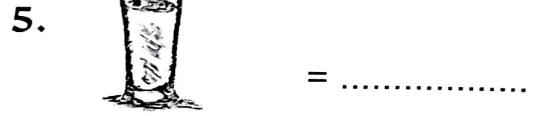
\* Do book page no 15,18,21

\* Reading of book page no 5 to 21

### 1. बिना मात्रा के शब्द पर आधारित

1. ज + ल = .....
2. म + न = .....
3. ल + ह + र = .....
4. द + म + क + ल = .....

### 2. चित्र देखकर शब्द लिखो :



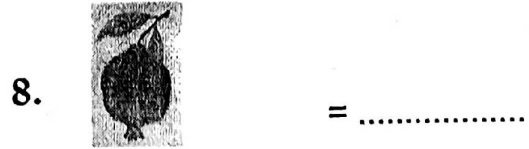
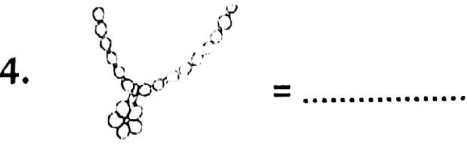
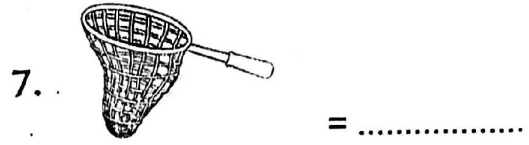

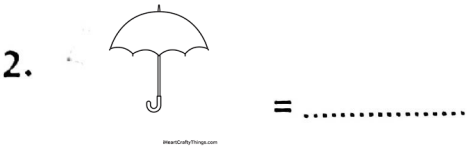
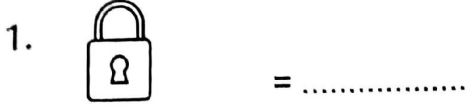
### 3. शब्द पूरा करो :



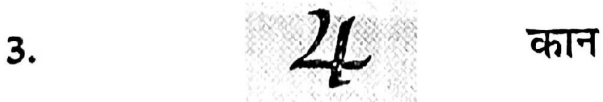
## अक्षर जोड़

1. क+ा+ल+ी = .....
2. न+ा+म = .....
3. ब+ह+ा+र = .....
4. ड+ा+क+ख+ा+न+ा = .....

## चित्र देखकर शब्द लिखो :



## चित्र मिलान :



1. अक्षर जोड़

1. ि+ब+ल = .....
2. ि+स+ल+ा = .....
3. ह+ी+र+ा = .....
4. ि+त+त+ल+ी = .....

2. चित्र देखकर शब्द लिखो :

1.



= .....

5.



= .....

2.



= .....

6.



= .....

3.



= .....

7.



= .....

4.



= .....

8.



= .....

3. चित्र मिलान :

1.



मिठाई

2.



सीपी

3.



पिचकारी

4.



पपीता



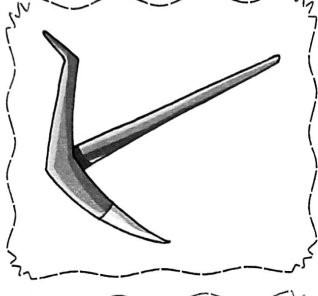
5.



विमान

सही पर निशान (✓) लगाएँ।

2. चित्रों को पहचानकर उनके नाम सही शीर्षक के नीचे लिखिए।



दो वर्णों वाले शब्द

तीन वर्णों वाले शब्द

चार वर्णों वाले शब्द

घर

मटर

बरगद

# MATHS

Ch-4 shapes Do book page no - 70, 71,73,75

Ch- 8 Money Do book page no - 114,115,116

Ch- 11 Pattren page no 128,129,130

$$\begin{array}{r} \text{T O} \\ 25 \\ + 44 \\ \hline 69 \\ \hline \end{array}$$

$$\begin{array}{r} \text{T O} \\ 43 \\ + 55 \\ \hline \\ \hline \end{array}$$

$$\begin{array}{r} \text{T O} \\ 84 \\ + 14 \\ \hline \\ \hline \end{array}$$

$$\begin{array}{r} \text{T O} \\ 56 \\ + 43 \\ \hline \\ \hline \end{array}$$

$$\begin{array}{r} \text{T O} \\ 83 \\ + 16 \\ \hline \\ \hline \end{array}$$

$$\begin{array}{r} \text{T O} \\ 54 \\ + 34 \\ \hline \\ \hline \end{array}$$

$$\begin{array}{r} \text{T O} \\ 72 \\ + 26 \\ \hline \\ \hline \end{array}$$

$$\begin{array}{r} \text{T O} \\ 83 \\ + 15 \\ \hline \\ \hline \end{array}$$

$$\begin{array}{r} \text{T O} \\ 27 \\ + 72 \\ \hline \\ \hline \end{array}$$

$$\begin{array}{r} \text{T O} \\ 44 \\ + 45 \\ \hline \\ \hline \end{array}$$

$$\begin{array}{r} \text{T O} \\ 58 \\ + 41 \\ \hline \\ \hline \end{array}$$

$$\begin{array}{r} \text{T O} \\ 50 \\ + 47 \\ \hline \\ \hline \end{array}$$

$$\begin{array}{r} \text{T O} \\ 74 \\ + 25 \\ \hline \\ \hline \end{array}$$

$$\begin{array}{r} \text{T O} \\ 66 \\ + 32 \\ \hline \\ \hline \end{array}$$

$$\begin{array}{r} \text{T O} \\ 42 \\ + 46 \\ \hline \\ \hline \end{array}$$

$$\begin{array}{r} \text{T O} \\ 76 \\ + 13 \\ \hline \\ \hline \end{array}$$



Put  $<$ ,  $>$  or  $=$  sign in the box.

1. 11  16


2. 13  13

3. 12  19


4. 17  17

\* Tick (✓) the biggest numbers :

a.




b.




\* Tick (✓) the smallest number.

a.



b.



\* Arrange the numbers in ascending order :

1. 14, 12, 13, 16, ....., ....., ....., .....

2. 17, 19, 13, 15, ....., ....., ....., .....

Arrange the numbers in descending order :

1. 11, 18, 20, 14, ....., ....., ....., .....

2. 20, 13, 16, 12, ....., ....., ....., .....

Circle the correct option.

1. We write with our legs / hands.
2. We have two / three legs.
3. We walk with our legs / arms.
4. Our eyes are on our face / chin.
5. We have a pair of neck / ears.

Give one-word answer.

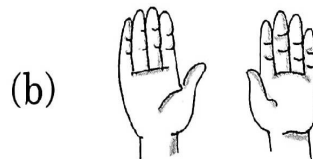
1. We can do this with our ear.
2. We can run with this body part.
3. Total number of fingers on both our hands.
4. We can lift our bag with this part of our body.

Match the following.

1. Hands



2. Legs



3. Eyes




4. Ears



# Smart Shot

Write the names of healthy and unhealthy foods in their correct column.

**SQUEEZY SKILLS**  
• Concept building  
• Reasoning  
• Association  
• Analytical thinking



Healthy

Unhealthy

---

---

---

---

---

---

---

---

---


---



Apple



Candy



Bread




Cold drink




Corn



Chips



Honey



Pizza



## ACTIVITY

- A. Make a **THANK YOU** card for your parents. Stick pictures on the card showing your parents helping you. Below the pictures write **THANK YOU** and **I LOVE YOU BOTH**.

- D. Make a house using an empty shoe-box.  
Stick your house to a piece of cardboard. Use matchsticks to build a fence around the house. Decorate the house with coloured paper.

Osmo  
**FOOD CHART FOR KIDS**

Write your child's balanced meals on the chart.

	MON	TUE	WED	THU	FRI	SAT	SUN
Breakfast							
Lunch							
Dinner							
Snacks							
Drinks							