

S.H.I.P.S.

[A Premier Institution]

SHREE HANUMAT INTERNATIONAL PUBLIC SCHOOL

(Senior Secondary)

Affiliated to the C.B.S.E., New Delhi, Vide Code No. – 1630686,
G.T. ROAD, GORAYA (Distt. Jalandhar)- 144409, Contact – 78376-36615, 01826-264069



Home Assignment 2023-24

Name: _____

Grade : II Roll. No. _____

Note:

13. Assignment Marks will be added in the Terminal Assessment.
14. Parents are required to let their child do his/her assignments on his/her own.
15. Use loose sheets if required to perform the task.
16. Best Assignment of the year will be recognised.

ENGLISH

1. Draw and colour the picture of your school bag and write 7 lines on it.
2. Draw and colour the picture of your favourite toy and write 7 lines on it.
3. Make Sentences of the following words(Make different sentences)
2. garden 2. float 3. sink 4. heavy 5. announces
6. slave 7. forest 8. scared 9. hungry 10. thorn

Note- Do exercise no 1,2 and 3 on loose sheets

4. Activity 1:- Write the name of person, place, animal and thing beginning with given letters:-

Letter	Person	Place	Animal	Thing
a				
c				
r				
s				
t				

5. Activity 2:- Look around your house. You will see many things. Now make two columns and name them 'one' and 'many'. In column 'one', write names of things which are one in number and in another column 'many', write names of things which are many in number.

One	Many

6. Picture Composition –

Picture 1- Colour the picture and write 7-10 lines on it.




Vocab- park, boy, dog, sun, playing, ball, happy, butterfly, flowers, stick

Picture 2- Colour the picture and write 7-10 lines on it.



Vocab- school, children, bird, bus, driver, carrying, school bags, clouds, trees, dog

‘आ’ की मात्रा वाले 4 अंगों के नाम लिखो



.....
.....

आ


आ

आ

आ



‘आ’ की मात्रा वाले 4 फलों के नाम लिखो




.....
.....

आ

आ

आ

आ




नए शब्द बनाओ

बा → दल
बा → लक
बा → हर
बा → ज़ार
बा → जा



.....
.....

का → जल
का → ला
का → ग़ज़
का → न
का → रण



.....
.....

1. इ, ई की मात्रा लगाकर शब्द बनाइए।




दिपक



डाकया



छतर



तकया

सही शब्द पर गोला (○) लगाइए।

साड़ी

साड़ि

बील

बिल

पिकनिक

पीकनीक

अमीर

अमिर




मकड़ि

मकड़ी

चिड़िया

चीड़िया


W-3
1. उ, ऊ की मात्रा वाले शब्दों के चित्र देखकर नाम लिखिए।






4


1. चित्रों को पहचानकर शब्द पूरे कीजिए—



तरबज



आलू



भालू

2. 'ऊ' की ठीक मात्रा लगाकर शुद्ध शब्द लिखिए—

भुल = भूल

चुरन =

फुल =

पुरब =

धुप =

कबुतर =

3. सही शब्द से रिक्त स्थान भरिए—

1. राजू जरूर पी।

(दूध/मलाई)

2. रामू मत पकड़।

(सूरज/कबूतर)

4. सही शब्द चुनकर वाक्य पूरे कीजिए—

1. निकल आया।

(सूरज/पूरब)

2. कमला की थाली सजा।

(धूप/पूजा)

3. एक मदारी लाया।

(आलू/भालू)

4. भगवान को चढ़ा।

(फूल/झूल)

PUNJABI


PASTE PICTURES of 5 5 ਸ਼ਬਦੀਆਂ and write their names also on A4 sheet.




1. ਚਿੱਤਰ ਪਛਾਣ ਕੇ ਸਹੀ ਸ਼ਬਦ 'ਤੇ (✓) ਦਾ ਨਿਸ਼ਾਨ ਲਗਾਓ —



ਬਸ
ਜਸ



ਫਲ
ਹਲ



ਨਸ
ਖਤ



ਘਰ
ਤਰ

2. ਅੱਖਰਾਂ ਨੂੰ ਜੋੜ ਕੇ ਸ਼ਬਦ ਲਿਖੋ —


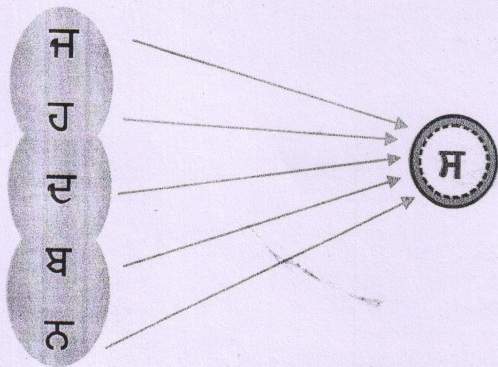
(ੳ) ਪ + ਰ = _____

(ੲ) ਛ + ਕ = _____

(ਅ) ਜ + ਲ = _____

(ਸ) ਮ + ਨ = _____

3. ਹੇਠ ਦਿੱਤੇ ਉਦਾਹਰਣ ਅਨੁਸਾਰ ਅੱਖਰ ਜੋੜ ਕੇ ਨਵੇਂ ਸ਼ਬਦ ਬਣਾਓ —




ਸੁਲੇਖ ਲਿਖੋ —


ਜਸ ਚਲ ਫਲ ਚਖ ।





ਅਭਿਆਸ

1. ਹੇਠ ਦਿੱਤੀਆਂ ਤਸਵੀਰਾਂ ਪਛਾਣ ਕੇ ਉਨ੍ਹਾਂ ਦੇ ਨਾਂ ਲਿਖੋ —









2. ਸਹੀ ਅੱਖਰ ਭਰ ਕੇ ਸ਼ਬਦ ਪੂਰੇ ਕਰੋ —

(ੳ) ਨ _____ ਮ

(ੲ) ਕਦ _____

(ਅ) ਗ _____ ਮ

(ਸ) ਚ _____ ਨ

3. ਅੱਖਰ ਜੋੜ ਕੇ ਪੜ੍ਹੋ ਤੇ ਸ਼ਬਦ ਲਿਖੋ —

(ੳ) ਹ + ਵ + ਨ = _____

(ਅ) ਭ + ਗ + ਤ = _____

(ੲ) ਬ + ਚ + ਨ = _____

(ਸ) ਪ + ਵ + ਨ = _____




ਸੁਲੇਖ ਲਿਖੋ —

ਗਗਗਗ ਕਲਕਲ ਭਰ






1. ਤਸਵੀਰ ਵੇਖ ਕੇ ਸ਼ਬਦ ਪੂਰੇ ਕਰੋ —




ਗ — ਦ




ਪਰ — ਤ



ਬ — ਤ



ਸ — ਕਸ



ਖ — ਮਲ



ਅ — ਰ



2. ਅੱਖਰ ਜੋੜ ਕੇ ਪੜ੍ਹੋ ਤੇ ਸ਼ਬਦ ਲਿਖੋ —

(ੳ) ਹ + ਲ + ਚ + ਲ = _____

(ਅ) ਮ + ਲ + ਮ + ਲ = _____

(ੲ) ਕ + ਸ + ਰ + ਤ = _____

(ਸ) ਬ + ਚ + ਪ + ਨ = _____

(ਹ) ਸ਼ + ਲ + ਗ + ਮ = _____

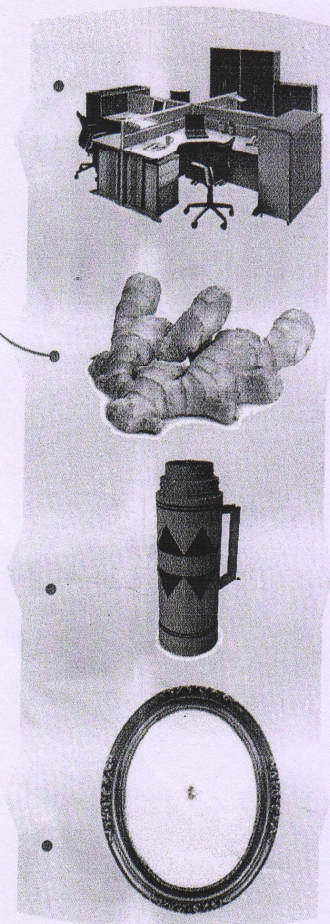
3. ਅੱਖਰਾਂ ਨੂੰ ਜੋੜ ਕੇ ਬਣੇ ਸ਼ਬਦਾਂ ਨੂੰ ਤਸਵੀਰਾਂ ਨਾਲ ਮਿਲਾਓ —

(ੳ) ਅ + ਦ + ਰ + ਕ = _____ ਅਦਰਕ


(ਅ) ਥ + ਰ + ਮ + ਸ = _____

(ੲ) ਦ + ਰ + ਪ + ਣ = _____

(ਸ) ਦ + ਫ਼ + ਤ + ਰ = _____



2. ਚਿੱਤਰ ਵੇਖ ਕੇ ਖ਼ਾਲੀ ਥਾਵਾਂ ਭਰੋ —

(ੳ) ਕਮਲਾ  _____ ਦਾ ਅਚਾਰ ਪਾ।

(ਅ) ਲਾਲ  _____ ਖਾ।

(ੲ) ਕਾਕਾ ਮਾਤਾ ਨਾਲ  _____ ਜਾ।

(ਸ) ਸ਼ਾਨਦਾਰ  _____ ਬਣਾ।

3. ਸਹੀ ਸ਼ਬਦ ਜੋੜ ਅੱਗੇ (☺) ਅਤੇ ਗਲਤ ਸ਼ਬਦ ਜੋੜ ਅੱਗੇ (☹) ਦਾ ਨਿਸ਼ਾਨ ਲਗਾਓ —


(ੳ) ਕਾਰ




ਰਕਾ




(ਅ) ਟਾਆ




ਆਟਾ



(ੲ) ਦਸਤਾਰ




ਦਾਸਤਰ



(ਸ) ਅਖ਼ਬਾਰ



ਅਬਖ਼ਾਰ





ਮੁਕਤਾ ਅਤੇ ਕੰਨੇ ਦੀ ਮਾਤਰਾ ਦੇ ਵੱਖ-ਵੱਖ ਪ੍ਰਯੋਗ ਦੇ ਅੰਤਰ ਨੂੰ ਸਮਝੋ ਅਤੇ ਸ਼ਬਦ ਲਿਖੋ —

ਤਲ	ਤਾਲ	ਤਾਲਾ
ਮਲ	_____	_____
ਬਲ	_____	_____
ਕਰ	_____	_____
ਜਲ	_____	_____
ਰਜ	_____	_____
ਤਰ	_____	_____
ਭਰ	_____	_____



Worksheet No - 1

Based on : Number and Numeration

1. Write the number names :



2. Write the numbers :


a) eighty nine

b) thirty six

c) ninety nine

d) forty

3. Write the missing numbers on the caterpillar :-



1. Write the number names :

The first one has been done for you :-

- | | | |
|----|----------------------------------|-------------------------|
| 1. | <input type="text" value="199"/> | One hundred ninety nine |
| 2. | <input type="text" value="225"/> | |
| 3. | <input type="text" value="400"/> | |
| 4. | <input type="text" value="310"/> | |
| 5. | <input type="text" value="905"/> | |
| 6. | <input type="text" value="569"/> | |

2. Write the numbers:

The first one has been done for you :-

- | | | |
|----|---------------------------|----------------------------------|
| 1. | Eight hundred fifty six | <input type="text" value="856"/> |
| 2. | Five hundred ninety. | <input type="text"/> |
| 3. | Seven hundred thirty five | <input type="text"/> |
| 4. | Three hundred twenty nine | <input type="text"/> |
| 5. | Six hundred sixty two | <input type="text"/> |
| 6. | Nine hundred sixty two | <input type="text"/> |

Ordering of Numbers :-

1. What comes just before :

341

517

625

999

285

400

729

166

2. What comes in between :

237 239

105 107

629 631

399 401

468 470

897 899

What comes just after :

630

479

666

209

799

358

1. Write the number names of the following numerals :

1. 49 2. 95
2. 254 4. 300
5. 119 6. 190

2. Fill in the blanks boxes with the correct symbol : <, >, =

1. 36 63 2. 84 44 3. 963 929
4. 678 678 5. 112 211 6. 600 641

3. Write in ascending order :-

1. 58, 70, 48, 65 2. 501, 110, 510, 515, 155

A number line with an arrow pointing to the right. Above the line are four empty square boxes for writing numbers.

A number line with an arrow pointing to the right. Above the line are four empty square boxes for writing numbers.

3. 980, 367, 625, 934 4. 200, 700, 600, 300, 900

A number line with an arrow pointing to the right. Above the line are four empty square boxes for writing numbers.

A number line with an arrow pointing to the right. Above the line are four empty square boxes for writing numbers.

4.. Write in descending order :-

1. 648, 546, 982, 341 2. 112, 114, 211, 116, 124

A number line with an arrow pointing to the left. Above the line are four empty square boxes for writing numbers.

A number line with an arrow pointing to the left. Above the line are four empty square boxes for writing numbers.

Worksheet No. 2

Based on : Additional and Subtraction

Add the following :

1.

	H	T	O
	3	0	0
+	2	0	0
<hr/>			
<hr/>			

2.

	H	T	O
	7	2	4
+	1	3	5
<hr/>			
<hr/>			

3.

	H	T	O
	2	4	3
+	6	2	2
<hr/>			
<hr/>			

4.

	H	T	O
	2	4	0
+	2	0	0
<hr/>			
<hr/>			

5.

	H	T	O
	1	6	4
+	2	2	2
<hr/>			
<hr/>			

6.

	H	T	O
	6	2	5
+	2	5	2
<hr/>			
<hr/>			

7.

	H	T	O
	3	5	4
	1	2	2
+	4	0	3
<hr/>			
<hr/>			

8.

	H	T	O
	6	0	0
	1	4	2
+	1	2	7
<hr/>			
<hr/>			

9.

	H	T	O
	4	6	0
	2	0	6
+	3	3	3
<hr/>			
<hr/>			

Worksheet No.1

Based on : Types of Family

1. Tick the correct answer :

(a) My uncle's children are my

(i) cousins

(ii) sister

(iii) brothers

(iv) friends

(b) My.....is my father's younger brother.

(i) aunt

(ii) cousin

(iii) uncle

(iv) grandfather

(c) My uncle's wife is

(i) mother

(ii) cousin

(iii) aunt

(iv) grandmother

(d) Family members meet at the time of

(i) vacations

(ii) official or business trips

(iii) weddings or festivals.

(iv) vacations, weddings and festivals.

<input type="checkbox"/>
<input type="checkbox"/>
<input type="checkbox"/>
<input type="checkbox"/>

2. Fill in the blanks with the help of the words given below :

children, nuclear, cousins, big

1. A joint family is afamily.

2. Afamily is a small family.

3. Parents and theirmake a family.

4. Uncle's and aunt's children are called

3. Answer the following questions :

(a) What kind of family do you live in?

I live in a

(b) Name the relatives who live in a nuclear family.

(c) Name the relatives who live in a joint family.

Worksheet No. 21

Based on : How Our Body Works

1. Write the name of the following body parts in the correct columns.

ears stomach elbows brain eyes heart lungs nose

External Organs

Internal Organs

(a)

(a)

(b)

(b)

(c)

(c)

(d)

(d)

2. Tick (✓) the correct sentences and cross (x) the wrong ones :

(a) All parts of our body do not work together.

(b) We should take proper care of our body.

(c) Bones and muscles help us to move, run and play.

(d) The food we eat goes inside our lungs.