

S.H.I.P.S.

A Premier Institution

Course of Study for Grade Nursery, 2023-24

Syllabus for Assessment Cycle- I

ENGLISH

Book: Verbal Quotient Step-1 (Timbuktu)

Oral

*Capital Capital letters (A-H)

*Drilling

*Reading

*Recognition

*Rhymes

*Picture Reading

*Conversation Questions (1-16)

1. What is your name ?

Ans:My name is.....

2. How are you?

Ans:I am fine,Thank you.

3. Are you a boy or a girl?

Ans:I am a

4. How old are you?

Ans:I am three years old.

5. In which class do you read?

Ans:I ready in Nursery class.

6. In which school do you study?

Ans:I study in Shree Hanumat International Public School.

7. Who is your class teacher?

Ans:Ms.....is our class teacher.

8. Who is your co-ordinator?

Ans:Ms.Vandana Sharma is our Co-ordinator.

9. Who is your principal?

Ans:Mrs.Aarti Sobti is our Principal.

10. How do you go to school?

Ans:I go to School by Bus/Car.

11. Do you like your school?

Ans. Yes,I do.

12. Which is your favourite fruit ?

Ans:My favourite fruit is.....

13. Which is your favourite food?

Ans:My favourite food is.....

14. Which is your favourite colour?

Ans: My favourite colour is.....

15. Which is your favourite vegetable?

Ans: My favourite vegetable is.....

16. Which is your favourite toy?

Ans: My favourite toy is.....

Rhymes

1. Ring-a-Ring-Roses
Ring-a-Ring- Roses
A pocket full of posies
A tishoo ,A tisshoo
We all fall down

2. Teddy Bear, Teddy Bear
Teddy Bear ,Teddy Bear,
Turn around;
Teddy Bear, Teddy Bear
Touch the ground
Teddy Bear, Teddy Bear
Polish your shoes;
Teddy Bear, Teddy Bear
Off to school.

3. Row, row, row your boat
Row, row row your boat
Gently down the stream
Merrily merrily, merrily, merrily
Life is but a dream

4. Two little Hands
Two little hands to
Clap, Clap, Clap
Two little legs to
Tap, tap, tap
Two little eyes are
Open wide
One little head goes
Side to side

5. A, B, C
A, B, C
Tumble down D
The cat is in the cupboard
And can't see me

Picture Reading:



Written

- *Book: My Skill Book Pattern (Firefly)
- *Book: My Skill Book B (Firefly)
- *Book: Verbal Quotient step 1 (Timbuktu)

- *Patterns
- *Sleeping line
- *Standing line
- *Slanting line
- *Curves
- *Capital letters (A-H)

Concepts

- *Circle the correct Letter
- *Match the same letter
- *Match up the correct Letter
- *Look at the picture and write the correct Letter
- *Dictation
- *Handwriting Skills

MATHS

- *Book: Early Skills Numbers (Lower K.G) (Viva Education)
- *Book: Hands on Mathematics (Timbuttu)
- *Book: Practice Zone Maths Book-A (Tuk)

Oral

* Numbers (1-10)

Concepts

*Drilling

*Recognition

*Count and Tell

* Shape: Circle and Square

*Concepts: Big and Small

Full and Empty

Hot and cold

Written:

Concepts

*Numbers (1-10)

*Match with same number

*Circle with same number

*Count and match

*Count and Circle the correct number

*Count and write

*What Comes between?

*Dictation

WORLD AROUND ME

Oral

*Body parts

*Colours

*Fruits

*Pet / Farm Animals

*Birds

HINDI

हिन्दी कविताएं :-

*प्रार्थना

हे।भगवान तुझे प्रणाम,

तेरे बच्चे हम हो सच्चे,

हे।भगवान तुझे प्रणाम-2

पढ़ लिखेंगे योग्य बनेंगे,

काम करेंगे नहीं डरेंगे,

हे। भगवान तुझे प्रणाम -2

नित्य बढेगे बढे चलेगे

दो वरदान हे। भगवान

*चिड़िया

चूँ चूँ करती आई चिड़िया,
दाल का दाना लाई चिड़िया,
चिड़िया दाल पकाएगी,
बड़े मजे से खाएगी।

*हाथी राजा

हाथी राजा बहुत बड़े,
सूँड हिलाकर ,कहाँ चले?
मेरे घर भी आओ ना,
हलवा -पूरी खाओ ना।
आओ बैठो कुर्सी पर,
कुर्सी बोली ,चटर-पटर।

*मेरी माँ

मेरी मां है कितनी प्यारी,
सबसे सुंदर, सबसे न्यारी।
मीठी- मीठी लोरी गाती,
लोरी गाकर मुझे सुलाती।
मुझे पढाती मुझे लिखाती,
सच बोलना मुझे सिखाती।

*मछली

मछली जल की रानी है,
जीवन उसका पानी है।
हाथ लगाओ, डर जाएगी,
बाहर निकालो ,मर जाएगी।
पानी मे डालो तो तैर जाएगी...।

कहानी: प्यासा कौआ

1. एक प्यासा कौआ था।
2. उसने एक पानी का घड़ा देखा।
3. घड़े में पानी कम था।
4. उसे एक उपाय सूझा।
5. उसने घड़े में कंकर डाले और पानी ऊपर आ गया।
6. उसने पानी पिया और उड़ गया।

शिक्षा: जहाँ चाह, वहाँ राह।

ART

Book: Wow Art and Craft A (Pacemaker)

Book: My Funny Crayon A (Era Education)

*Scribbling

* Fill colours Fruits, shapes

Activities

Bindi Pasting

Thumb impression

Syllabus for Assessment Cycle- II

ENGLISH

Book Verbal Quotient Step- 1 (Timbuktu)

Oral

Capital letters(A-T)

*Drilling

*Reading

*Recognition *Rhymes

*Picture Reading *Conversation (Q/Ans)

Story: The Thirsty Crow

Conversation

My Mother

Q1 Who cooks food for you?

Ans My Mother Cooks food for me.

Q2 Who helps you in your studies?

Ans My Mother helps me in my studies .

Q3 Do you love your Mother?

Ans yes I do .

Q4 When do you study?

Ans I study in the afternoon .

Q5 When do you Play?

Ans I Play in the evening.

Q6 Who earns for the family?

Ans.....earns for the family.

Good Manners:

Q7 What should you say when you ask for Something?

Ans Please give me a/an

Q8 What should you say when someone gives you Something?

Ans I Should say, "Thank you."

Q9 What Should you Say When you hurt Someone?

Ans I Should say. "Sorry"

Q10 What Should you say, when you Sneeze or cough?

Ans I Should say, excuse me, Please.

Personal hygiene:

Q11 How many times do you brush your teeth?

Ans I brush my teeth twice a day.

Q12 Do you take bath daily?

Ans yes, I do.

Q13 Do you wash your hands before and after meal?

Ans yes, I do.

Rhymes

Jingle Bells

1.Jingle bells, Jingle bells

Jingle all the way.

Santa Claus is coming to town

" Riding on a sleigh..

2.Vegetables

Tomatoes are red,

Potatoes are brown,

A brinjal is purple.

With a green crown.

3.Jack and Jill

Jack and Jill

Went up the hill

To fetch a pail of water..

Jack fell down

And broke his Crown

And Jill come tumbling after.


4. Tiger Tiger
Tiger tiger.
Sit with me
Tiger tiger Sip your tea.
Tiger tiger
Don't you roar !
Tiger tiger
On the floor.
Tiger tiger
No more play
Tiger tiger I
Leave today.

5. I am Special

I am special
I am Special
Look at me
Someone Very Special
Someone Very Special.
Because it's me.
Because it's me.

***Picture Reading**





Story: The Thirsty Crow

1. Once there is a thirsty crow.
2. He finds a pot with a little water.
- 3 He thinks of a plan.
4. He puts Some stones into the pot.
- 5 The water comes up
- 6 He drinks the water and flies away happily .

Moral:- Where there is a will, there is a way

Written:

Book: Verbal Quotient step1 (Timbuktu)

- Capital Letters (A-T)
Concepts
- Missing Letters
- Match ups
- Circle the correct letter
- Look at the Picture and write the correct letter
- Dictation
- Handwriting Skills

MATHEMATICS

Book: Early Skills Numbers (LOWER KG) (Viva Education)

Book: Hands on Mathematics (Timbuttu)

Book: Practice Zone Maths Book A (Tuk)

Oral

Numbers (1-30)

Concepts:

- Drilling
- Recognition
- Count and Tell

Shapes:

Triangle and Rectangle

Concepts:

Tall and Short

- Fast and Slow
- More and Less

Written

Concepts...

- * Numbers (1-30)
- * Missing Numbers (1-30)
- * Count and match
- * Count and Write
- * Count and Circle the Correct number
- * What Comes after?
- * Dictation

WORLD AROUND ME

(Oral)

- *Vegetables
- *Wild Animals
- *Transport
- *Our Helpers
- *Insects |

Hindi Rhymes

1. आलू कचालू

आलू कचालू कहाँ गए थे?

बंदर की झोंपड़ी में सो रहे थे,

बंदर ने लात मारी रो रहे थे,

मम्मी ने प्यार किया हँस रहे थे,

पापा ने पैसे दिए नाच रहे थे,

भैया ने लड्डू दिए खा रहे थे।

2. बारिश आई

बारिश आई छम छम छम,
छाता लेकर निकले हम।
पैर फिसल गया गिर गए हम,
ऊपर छाता नीचे हम।

3. रेल का खेल

आओ हम सब खेलें खेल,
एक इंजन, बाकी सब रेल।
छुक-छुक, छुक-छुक चले चलो,
हिल-मिलकर सब बढ़े चलो।
ठहरो, सिग्नल हुआ नहीं,
सब-के-सब अब रुको यहीं।

4. चन्दा मामा


ऊपर चंदा गोल गोल,
नीचे धरतो गोल-गोल।
मम्मी की रोटी गोल-गोल,
पापा के पैसे गोल गोल।
हम भी गोल, तुम भी गोल,
सारी दुनिया गोल मटोल।

Term II (Oral)

कहानी :- तोता और आम

- 1) एक तोता था।
- 2) उसने पेड़ पर एक आम देखा।
- 3) उस पेड़ पर एक कौआ भी बैठा था।
- 4) कौए ने तोते से कहा है, 'ये मेरा पेड़ है, तुम यहाँ से जाओ।
- 5) फिर उसे एक उपाय सूझा।
- 6) उसने फिर एक गुब्बारा फोड़ा और आवाज आई 'ठा'।
- 7) इस आवाज से कौआ डर गया।
- 8) तोते ने खुशी से आम खाया और उड़ गया।

शिक्षा हमें बुद्धि से काम लेना चाहिए।



Book: Wow Art and Craft A(Pacemaker)

Book My Funny Crayon A (Era education)

Shapes (Triangle and Rectangle)

Fill Colours (vegetables)

Activities

*Vegetable Printing *Tear and Pasting *Ice cream sticks *Colour the Code

Syllabus for Assessment Cycle- III

ENGLISH

Oral

Book:- verbal quotient step-1(Timbuktu)

Capital letters A to Z

Drilling

Reading

Recognition

Concepts A to Z

Rhymes

Picture Reading

Story :-The greeny and the guava

Conversation

* Food

Q 1. What kind of food do you eat?

Ans. I eat healthy food like fruits and vegetables.

Q2. What kind of food is not good for us?

Ans. The fast food like pizza and burgers are not good for us.

Q3. When do you take your breakfast?

Ans. I take my breakfast in the morning.

Q4. When do you take your lunch?

Ans.. I take my lunch in the afternoon.

Q5. When do you take your dinner?

Ans.. I take my dinner in the night.

Q6. How do you eat your food?

Ans.. I chew my food very well.

● Our Helpers

Q7. Who teaches us?

Ans. Teacher teaches us.

Q8. Who helps you when you are sick?

Ans. Doctor helps us when we are sick.

Q9. Who trims our hair?

Ans. Barber trims our hair.

Q10. Who cleans the road?

Ans. Sweeper cleans the road.

Q11. Who drives the bus?

Ans. Driver drives the bus.

Q12. Who mends your shoes?

Ans. Cobbler mends our shoes.

● Rhymes

1. The dog says bow wow

The dog says bow Wow,
The cat says meow,
The Sheep says Baa-baa,
The little pig says wee-wee,
The clock says tick tick,
The hen says cluck cluck
The Cock says cock -a-doodle- do.

2. Traffic lights

Red light red light,
what do you say?
I say, "stop stop right away."
" yellow light yellow light,
what do you say?
I say, "wait wait right away."
Green light green light,
What do you say?
I say, "go go right away."

3. Chubby cheeks

Chubby cheeks
Dimple Chin,
Rosy Lips Teeth Within,
curly hair very fair ,
Eyes are Blue Lovely too!
teachers pet is that you
yes yes yes

4. One two buckle my shoe

One two buckle my shoe
three four shut the door
five six pick up the sticks
Seven eight lay them straight
nine ten a big fat hen.

5. The right hand, left hand


This is my right hand
Tapping on my head
This is my left hand looking for ahead
Right hand left hand making a crown
Left hand right hand rolling back down.

Picture Reading



Story :-The greeny and the guava

1. Greeny parrot and crow are sitting on a guava tree.
2. Greeny sees a guava
3. The crow also want to sit.
4. The crow fights with Greeny and says this is my tree you fly away
5. Greeny thinks of a plan.
6. He brings a balloon and burst it and the sound comes pop.
7. The crow flies away.



Moral:- Always use your common sense.

Written

Book:- My skill book B (Firefly)

Book:- Verbal Quotient step 1(Timbuktu)

- Capital letters (A to Z)
- Concept:- Missing Letters
- Match ups
- Circle the correct letter
- Look at the picture and write the correct letter
- Dictation
- Handwriting skills

MATHS

Book:- Early skill Number (Lower kg)Viva Education

Book :- Hands on Msthematics (Timbaktu)

Book :- Practice zone maths book-A (tuk)

ORAL

* Numbers (1 to 50)

* Concept:-

Drilling

Recognition

Count and tell

Shapes :

Oval, Diamond, Star

Concepts

- Far and near
- Long and short
- Same and different
- Thick and thin
- Left and right

WRITTEN

Concepts

Numbers (1 to 50)

Missing Numbers (1 to 50)

Count and match

Count and circle the correct number

Count and write
What comes before?
Dictation

ART

Book: Wow Art and Craft A (Pacemaker)
Book: My Funny Crayon A (Era Education)

Draw and colour
(Ball, Tree, Hut, Balloon)
Activities:- Cotton swab impressions
Rubber band pasting
Ice cream stick and star pasting

World Around Me

ORAL

- * Water animal
- * Plants
- * Water
- * Flowers

Hindi Rhymes

तितली

तितली रानी

तितली रानी तितली रानी,

कौन देश से आई हो?

रंग-बिरंगे सुंदर कपड़े,

किस दुनिया से लाई हो?

सुंदर मोर

-देखो कितना सुंदर मोर,

मचा रहा है कैसे शोर ।

पंख फैलाकर नाचे वो,

खुश हो जाए देखे जो ।

छोटी सी मुन्नी

छोटी सी मुन्नी,

लाल गुलाबी चुन्नी

नीले वाले सूट में,

चमचमाते बूट में

नर्सरी में पढ़ती है,

सबको टाटा करती हैं!

पतंग

पतंग मेरी उड़ती जाए,

आसमान पर चढ़ती जाए।

दायें जाए, बायें जाए,



घूमे नाचे और इठलाए।

ऊपर नीचे गोते खाए,

फिर भी कोई पकड़ न पाए।

कहानी अंगूर खट्टे हैं!

1. एक दिन एक लोमड़ी ने अंगूरों का एक गुच्छा देखा।
2. उसे देखते ही लोमड़ी के मुँह में पानी आ गया।
3. वह उसे पाने के लिए उछलने लगी।
4. वह बार बार, उछलती और गिरती, पर अंगूरों तक न पहुँच सकी
- 5 फिर उसने कहा, “छोड़ो मे अंगूर खट्टे हैं”



शिक्षा :- हाथ न पहुँचे, यू कौड़ी।