

S.H.I.P.S.

[A Premier Institution



Home Assignment

2024-25

Grade-I

Name: _____

Section: _____ Roll. No. _____

Note:

1. Assignment Marks will be added in the Terminal Assessment.
2. Parents are required to let their child do his/her assignments on his/her own.
3. Use loose sheets if required to perform the task.
4. Best Assignment of the year will be recognised.

'Summer Vacation weaves a magic wand over the little world of our kids, everything softer and more beautiful.'

So, Hello Summer!!

The seven Golden Commandments for an exemplary Summer Vacation [to be followed by Parents Ward Duo].

a) What about Dining Together? A family that dines together, stays happy forever.

Feasting together with your ward atleast twice a day will strengthen bonds between you and your ward. They will share with you their innermost desires, once you start this process.

b) Teaching them Dignity of Labour: Asking your ward to engage in household chores like cleaning their dishes after meals, assisting maids and house servants, or gardeners or assisting you in cooking and serving food.

c) Visit to Orphanages: Instead of visiting malls, which promotes pseudo culture, allow your kids to visit orphanages so that they connect with the lesser fortunate, learn about their plight. Only by seeing the downtrodden, first hand, can they develop 'Empathy'.

d) Kinship with Mother Nature:- In order to develop affinity and accordance with nature, let the kids work in their kitchen garden, let them plant a sapling or a seed in medium sized pot on the first day of summer break. Ask them to nurture it throughout the holiday and to carry to school with their name tags on 11 July, 2018. This sapling will be nurtured by your ward in the school for the next few years. This way they will learn the value of 'caring' and also appreciate all that you do for them.

e) Shun the Indoor Era: Let them gel with rustic, invigorating natural environment. Let them steer clear of indoor culture which has made them slothful. Let them get dirty, let them bask in natural sunshine, prohibit air conditioners for them.

As Emerson said, "Live in the sunshine, swim the sea, drink the wild air."

Let your kids be adventurous, wild. Let them be **REAL KIDS FOR A CHANGE.**

f) Sow in them seeds of Philanthropy and Good Humanitarianism: Allow them to donate their old, unused stuff to the needy. Teach them to be generous. Let them donate with their own hands, their discarded clothes, stationery, bags, books, bottles, tiffin boxes etc.

So Dear Parents,

LET HOLIDAY MODE BE

ACTIVATED

Holidays are a perfect time to reflect on our blessings and seek out ways to make life better for those around us.

May Your Days be Merry and Bright

Hope You Enjoy a Blissful Bonding with Your Ward.

LET THE MEMORIES OF HOLIDAYS LAST FOREVER



C. Do practice of these sentences.

Dear students

- **Make a beautiful photo frame with card board and paste a picture of your family members.**

C. Do practice of these sentences.

1 May I go to washroom?

2.. May I go to fill my water bottle?

3.What's the page number.?

4..Will you please repeat the question?

5.Can I tell the answer?

6.May I sharpen my pencil?

7.Can you help me please?

8..Can I borrow your pencil please?

9.Mam what's the homework?

10.May I call the maid?

11.May I throw the litter in the dustbin ?

12.Please move / get aside.

13.I have done my work.

14.I have not completed my work.

15.I forgot to bring my notebook.

16.I cannot find my English notebook.

17.I lost my pencil.

18.He/She is teasing me



Name _____



Nouns

Directions: Color by the code.


person



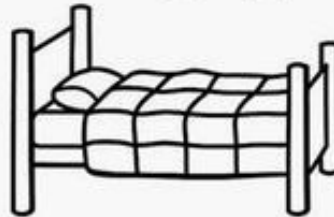


thing



place



animal



खाली स्थान भरिए

बिंदुओं को मिलाओ

स्वर

अ इ ई

ए ऐ औ आः

व्यंजन

क ग घ

च छ ज झ

ट ठ ड ढ

त थ द ध

प फ ब भ

र श ष

ल व ह

स ख

जोड़ कर शब्द पूरे करो-






- Maths- Learn Tables 2 to 6
- Learn Number Names 0 - 50

Name: _____

Find and COLOR 8

Find the balloons that add up to 8.
Color them yellow. Color the rest of
the balloons orange.

yellow equal to 8
orange not equal to 8



SIMPLE ADDITION

$$\begin{array}{r} 2 \\ + 2 \\ \hline \\ \hline \end{array}$$

$$\begin{array}{r} 2 \\ + 6 \\ \hline \\ \hline \end{array}$$

$$\begin{array}{r} 3 \\ + 4 \\ \hline \\ \hline \end{array}$$

$$\begin{array}{r} 1 \\ + 3 \\ \hline \\ \hline \end{array}$$

$$\begin{array}{r} 6 \\ + 3 \\ \hline \\ \hline \end{array}$$

$$\begin{array}{r} 4 \\ + 2 \\ \hline \\ \hline \end{array}$$

$$\begin{array}{r} 1 \\ + 5 \\ \hline \\ \hline \end{array}$$

$$\begin{array}{r} 7 \\ + 1 \\ \hline \\ \hline \end{array}$$

$3 + 3 = \square$

$9 + 1 = \square$

$4 + 1 = \square$

$3 + 1 = \square$

$5 + 3 = \square$

$1 + 6 = \square$

$1 + 0 = \square$

$11 + 0 = \square$

Q. Write number: (before, between, after)

Before

___ 8

___ 17


___ 12

___ 1

___ 20

___ 44

___ 65



Between

1 ___ 3

20 ___ 22

8 ___ 10

14 ___ 16

31 ___ 33

19 ___ 21

11 ___ 13



After

6 ___

13 ___

29 ___

34 ___

17 ___

42 ___

39 ___



HEALTHY OR UNHEALTHY


















Name: _____

Date: _____

Worksheet

FOOD WE EAT

FOOD

FRUIT

VEGETABLE