

S.H.I.P.S.

[A Premier Institution



Home Assignment

2024-25

Grade-II

Name: _____

Section: _____ Roll. No. _____

Note:

1. Assignment Marks will be added in the Terminal Assessment.
2. Parents are required to let their child do his/her assignments on his/her own.
3. Use loose sheets if required to perform the task.
4. Best Assignment of the year will be recognised.

'Summer Vacation weaves a magic wand over the little world of our kids, everything softer and more beautiful.'

So, Hello Summer!!

The seven Golden Commandments for an exemplary Summer Vacation [to be followed by Parents Ward Duo].

a) What about Dining Together? A family that dines together, stays happy forever.

Feasting together with your ward atleast twice a day will strengthen bonds between you and your ward. They will share with you their innermost desires, once you start this process.

b) Teaching them Dignity of Labour: Asking your ward to engage in household chores like cleaning their dishes after meals, assisting maids and house servants, or gardeners or assisting you in cooking and serving food.

c) Visit to Orphanages: Instead of visiting malls, which promotes pseudo culture, allow your kids to visit orphanages so that they connect with the lesser fortunate, learn about their plight. Only by seeing the downtrodden, first hand, can they develop 'Empathy'.

d) Kinship with Mother Nature:- In order to develop affinity and accordance with nature, let the kids work in their kitchen garden, let them plant a sapling or a seed in medium sized pot on the first day of summer break. Ask them to nurture it throughout the holiday and to carry to school with their name tags on 11 July, 2018. This sapling will be nurtured by your ward in the school for the next few years. This way they will learn the value of 'caring' and also appreciate all that you do for them.

e) Shun the Indoor Era: Let them gel with rustic, invigorating natural environment. Let them steer clear of indoor culture which has made them slothful. Let them get dirty, let them bask in natural sunshine, prohibit air conditioners for them.

As Emerson said, "Live in the sunshine, swim the sea, drink the wild air."

Let your kids be adventurous, wild. Let them be **REAL KIDS FOR A CHANGE.**

f) Sow in them seeds of Philanthropy and Good Humanitarianism: Allow them to donate their old, unused stuff to the needy. Teach them to be generous. Let them donate with their own hands, their discarded clothes, stationery, bags, books, bottles, tiffin boxes etc.

So Dear Parents,

LET HOLIDAY MODE BE

ACTIVATED

Holidays are a perfect time to reflect on our blessings and seek out ways to make life better for those around us.

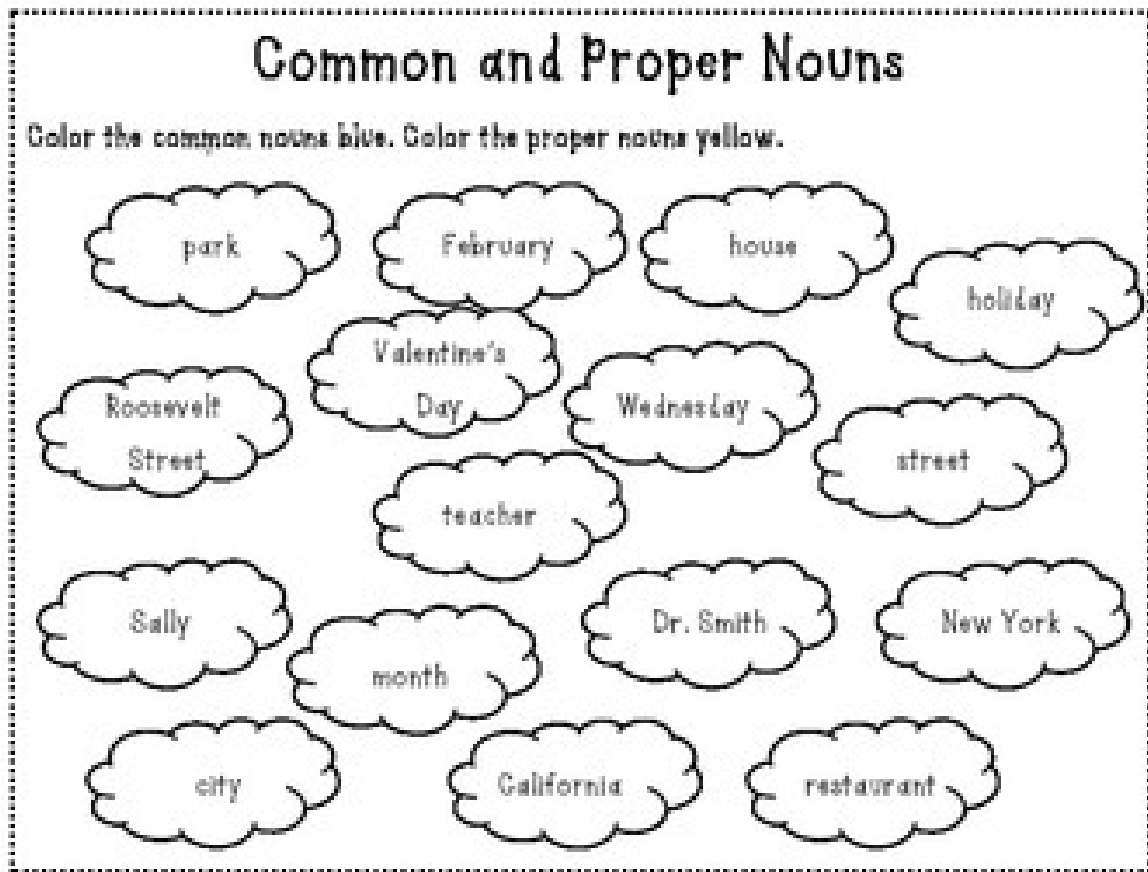
May Your Days be Merry and Bright

Hope You Enjoy a Blissful Bonding with Your Ward.

LET THE MEMORIES OF HOLIDAYS LAST FOREVER

A. Do page no 118, 119, 121, and 122 of Burlington English grammar book.

B. Do the Coloring Activity Worksheet based on Common and Proper Nouns..



C. Do practice of these sentences.

- 1 May I go to washroom?
- 2.. May I go to fill my water bottle?
- 3.What's the page number.?
- 4..Will you please repeat the question?
- 5.Can I tell the answer?
- 6.May I sharpen my pencil?

- 7.Can you help me please?**
- 8..Can I borrow your pencil please?**
- 9.Mam what's the homework?**
- 10.May I call the maid?**
- 11.May I throw the litter in the dustbin ?**
- 12.Please move / get aside.**
- 13.I have done my work.**
- 14.I have not completed my work.**
- 15.I forgot to bring my notebook.**
- 16.I cannot find my English notebook.**
- 17.I lost my pencil.**
- 18.He/She is teasing me**

19.He/she pushed me.



बिंदुओं को मिलाओ

स्वर

अ आ इ ई उ ऊ ऋ

ए ऐ ओ औ अ अः

व्यंजन

क ख ग घ ङ

च छ ज झ ञ

ट ठ ड ढ ण

त थ द ध न

प फ ब भ म

य र ल व श

ष स ह क्ष त्र

श

S.H.I.P.S.

[A Premier Institution]

SHREE HANUMAT INTERNATIONAL PUBLIC SCHOOL

Class: 2ND

Worksheet No: _____

Subject: _____

ੳ ੳ ੳ ੳ ੳ ੳ

ਅ ਅ ਅ ਅ ਅ ਅ

ੲ ੲ ੲ ੲ ੲ ੲ

ਸ ਸ ਸ ਸ ਸ ਸ

ਹ ਹ ਹ ਹ ਹ ਹ

ਕ ਕ ਕ ਕ ਕ ਕ

ਖ ਖ ਖ ਖ ਖ ਖ

ਗ ਗ ਗ ਗ ਗ ਗ

ਘ ਘ ਘ ਘ ਘ ਘ

ਙ ਙ ਙ ਙ ਙ ਙ

ਚ ਚ ਚ ਚ ਚ ਚ

ਛ ਛ ਛ ਛ ਛ ਛ

EVS Worksheet - My Family

Q. Complete the name of family member.

F A H E

S I T R

M T H R

U C E

G A D M T H R

 U T

P R E T S

 R A N F A E R

S B L N G

B O T E

IV. Classify the following.

brain

legs

lungs

kidneys

eyes

neck

heart

liver

ears

nose

fingers

stomach

Internal organs	External organs



WRITE SMALLEST AND GREATEST 3 DIGIT NUMBER USING THE GIVEN DIGIT

Name: _____

Date: _____

NUMBER	SMALLEST	GREATEST
7, 2, 1		
9, 2, 9		
6, 7, 5		
1, 3, 8		
9, 7, 3		



THE FAMILY



READ AND CHOOSE.



GRANDFATHER

UNCLE

GRANDMOTHER



GRANDMOTHER

MOTHER

FATHER



MOTHER

SISTER

BABY



PARENTS

COUSINS

AUNT



FATHER

GRANDMOTHER

BROTHER



BABY

AUNT

FATHER





BODY ORGANS



Match the functions to each organ.

Helps us breathe

Takes waste out of the blood
and makes urine.

Absorbs food and water, and
excretes waste.

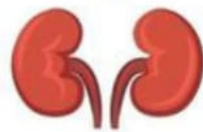
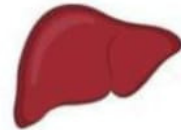
Pumps blood around the body

Digests food

Cleans our blood, produces bile,
and stores sugar.

Controls speech, coordination,
memory, thoughts, and
emotions.

Stores and releases urine.



Worksheet No. 2

Based on : Additional and Subtraction

Add the following :

1.

	H	T	O
	3	0	0
+	2	0	0
<hr/>			
<hr/>			

2.

	H	T	O
	7	2	4
+	1	3	5
<hr/>			
<hr/>			

3.

	H	T	O
	2	4	3
+	6	2	2
<hr/>			
<hr/>			

4.

	H	T	O
	2	4	0
+	2	0	0
<hr/>			
<hr/>			

5.

	H	T	O
	1	6	4
+	2	2	2
<hr/>			
<hr/>			

6.

	H	T	O
	6	2	5
+	2	5	2
<hr/>			
<hr/>			

7.

	H	T	O
	3	5	4
	1	2	2
+	4	0	3
<hr/>			
<hr/>			

8.

	H	T	O
	6	0	0
	1	4	2
+	1	2	7
<hr/>			
<hr/>			

9.

	H	T	O
	4	6	0
	2	0	6
+	3	3	3
<hr/>			
<hr/>			

Order of Numbers

1. Arrange in increasing order.

a. 120, 348, 492, 266

b. 529, 498, 276, 478

c. 156, 229, 468, 127

d. 413, 123, 456, 345

e. 457, 494, 384, 275

f. 252, 354, 390, 250

2. Arrange in decreasing order.

a. 246, 458, 178, 256

b. 175, 408, 333, 207

c. 389, 468, 455, 222

d. 183, 458, 226, 452

e. 247, 300, 186, 168

f. 452, 300, 400, 150

Compare the numbers. Write the correct symbol.
Less than $<$, Greater than $>$, or equal $=$ to.



$100 > 90$	$380 \bigcirc 380$
------------	--------------------

$731 \bigcirc 644$	$101 \bigcirc 110$
--------------------	--------------------

$530 \bigcirc 523$	$46 \bigcirc 360$
--------------------	-------------------

$898 \bigcirc 998$	$753 \bigcirc 752$
--------------------	--------------------

$675 \bigcirc 657$	$611 \bigcirc 590$
--------------------	--------------------

$156 \bigcirc 266$	$500 \bigcirc 500$
--------------------	--------------------

$257 \bigcirc 157$	$180 \bigcirc 210$
--------------------	--------------------

Circle the even number in each group

- 1) 311 443 438 331 403 2) 416 177 333 365 103
3) 449 275 339 465 466 4) 432 181 348 479 469
5) 131 479 320 196 360 6) 244 495 137 445 384
7) 422 245 415 281 255 8) 223 212 348 342 224
9) 490 427 254 192 364 10) 479 160 133 187 140
-

Circle the odd number in each group

- 1) 428 231 117 164 421 2) 133 306 368 490 336
3) 116 492 472 442 205 4) 473 190 234 239 470
5) 443 344 378 197 163 6) 333 300 127 328 161
7) 122 488 242 201 178 8) 360 380 408 184 388
9) 143 168 342 443 302 10) 200 482 224 348 384
-





4

1. चित्रों को पहचानकर शब्द पूरे कीजिए-



तरबज



आलू



भाल

2. 'ऊ' की ठीक मात्रा लगाकर शुद्ध शब्द लिखिए-

भुल = भूल

चुरन =

फुल =

पुरब =

धुप =

कबुतर =

3. सही शब्द से रिक्त स्थान भरिए-

1. राजू जरूर पी।

(दूध/मलाई)

2. रामू मत पकड़।

(सूरज/कबूतर)

4. सही शब्द चुनकर वाक्य पूरे कीजिए-

1. निकल आया।

(सूरज/पूरब)

2. कमला की थाली सजा।

(धूप/पूजा)

3. एक मदारी लाया।

(आलू/भालू)

4. भगवान को चढ़ा।

(फूल/झूल)

नए शब्द बनाओ



.....

.....



.....

.....

< ਅਗਲਾ ਅੱਖਰ ਲਿਖੋ- ਪਿਛਲਾ ਅੱਖਰ ਲਿਖੋ

1. _____ ਅ

2. _____ ਝ

3. _____ ਖ

4. _____ ਘ

5. _____ ਙ

6. _____ ਓ

7. _____ ਛ

1. ਏ _____

2. ਝ _____

3. ਅ _____

4. ਸ _____

5. ਘ _____

6. ਝ _____

7. ਛ _____

(4) ਵਿਚਕਾਰਲਾ ਅੱਖਰ ਲਿਖੋ-

1. ਓ _____ ਏ

2. ਸ _____ ਕ

3. ਖ _____ ਘ

4. ਏ _____ ਹ

5. ਛ _____ ਜ

1. ਚਿੱਤਰ ਦੇਖ ਕੇ ਪਹਿਚਾਨੋ ਤੇ ਪਹਿਲਾ ਅੱਖਰ ਲਿਖੋ :-

