

S.H.I.P.S.
[A Premier Institution]



Home Assignment

2024-25

Grade-Nursery

Name: _____

Section: _____ Roll. No. _____

Note:

1. Assignment Marks will be added in the Terminal Assessment.
2. Parents are required to let their child do his/her assignments on his/her own.
3. Use loose sheets if required to perform the task.
4. Best Assignment of the year will be recognised.

‘Summer Vacation weaves a magic wand over the little world of our kids, everything softer and more beautiful.’

So, Hello Summer!!

The seven Golden Commandments for an exemplary Summer Vacation [to be followed by Parents Ward Duo].

a) What about Dining Together? A family that dines together, stays happy forever.

Feasting together with your ward atleast twice a day will strengthen bonds between you and your ward. They will share with you their innermost desires, once you start this process.

b) Teaching them Dignity of Labour: Asking your ward to engage in household chores like cleaning their dishes after meals, assisting maids and house servants, or gardeners or assisting you in cooking and serving food.

c) Visit to Orphanages: Instead of visiting malls, which promotes pseudo culture, allow your kids to visit orphanages so that they connect with the lesser fortunate, learn about their plight. Only by seeing the downtrodden, first hand, can they develop ‘Empathy’.

d) Kinship with Mother Nature:- In order to develop affinity and accordance with nature, let the kids work in their kitchen garden, let them plant a sapling or a seed in medium sized pot on the first day of summer break. Ask them to nurture it throughout the holiday and to carry to school with their name tags on 11 July, 2018. This sapling will be nurtured by your ward in the school for the next few years. This way they will learn the value of ‘caring’ and also appreciate all that you do for them.

e) Shun the Indoor Era: Let them gel with rustic, invigorating natural environment. Let them steer clear of indoor culture which has made them slothful. Let them get dirty, let them bask in natural sunshine, prohibit air conditioners for them.

As Emerson said, “Live in the sunshine, swim the sea, drink the wild air.”

Let your kids be adventurous, wild. Let them be **REAL KIDS FOR A CHANGE**.

f) Sow in them seeds of Philanthropy and Good Humanitarianism: Allow them to donate their old, unused stuff to the needy. Teach them to be generous. Let them donate with their own hands, their discarded clothes, stationery, bags, books, bottles, tiffin boxes etc.

So Dear Parents,

LET HOLIDAY MODE BE ACTIVATED

Holidays are a perfect time to reflect on our blessings and seek out ways to make life better for those around us.

May Your Days be Merry and Bright

Hope You Enjoy a Blissful Bonding with Your Ward.

LET THE MEMORIES OF HOLIDAYS LAST FOREVER




S.H.I.P.S.

[A Premier Institution]

Subject: _____

Paste your family photographs.



Subject:English
Book:Smiling World English Capital
Letters

*Patterns:

- Slanting lines(Pg.no 8-10)
- Sleeping ines(Pg.no.11)
- Zig-Zag,Up and down (Pg.no.12,13,15)
- Letter 'B' and A,B (Pg.no30)
- Practice for Letters (A,B,C)(Pg.no.33)
- Practice for Letters (A-D)(Pg.no 36 and 37)
- Practice for Letters (A-D) on Notebook (2 times)

*Subject:Maths
Book: Practice Zone Maths Book


- Colour the correct Number of objects(Pg.no.9)
- Circle and Count the correct number (Pg.no.8)
- Count and Match (Pg no.6)
- Count and Write (Pg.no.4)
- Practice for Forward Numbers (1-4) (2times)

*Subject:Art

- Paste the Pictures of Letters (A-D) on your drawing Book

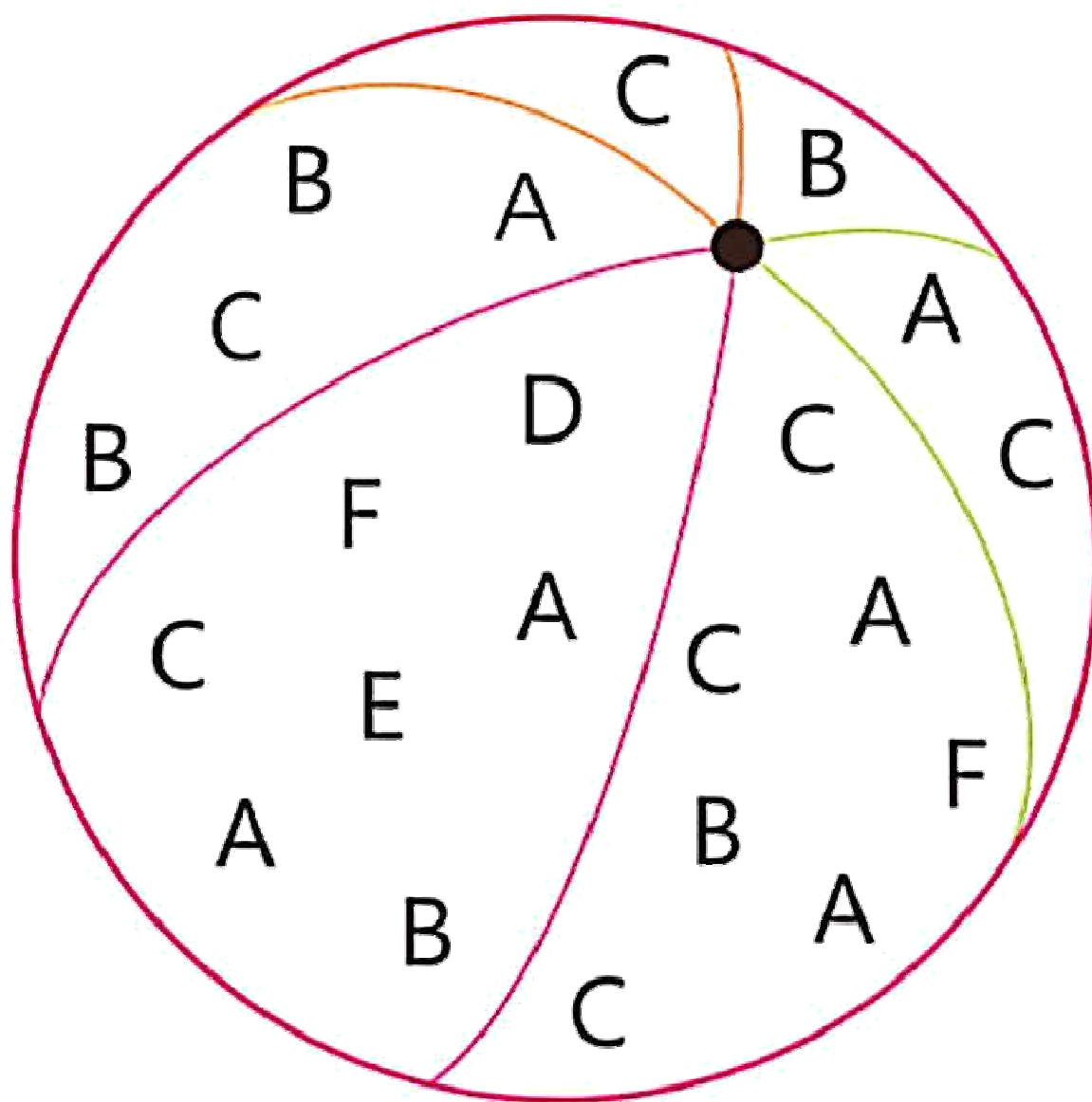


* Circle the letter 'A'





Circle the letter 'B'



Homeschooling



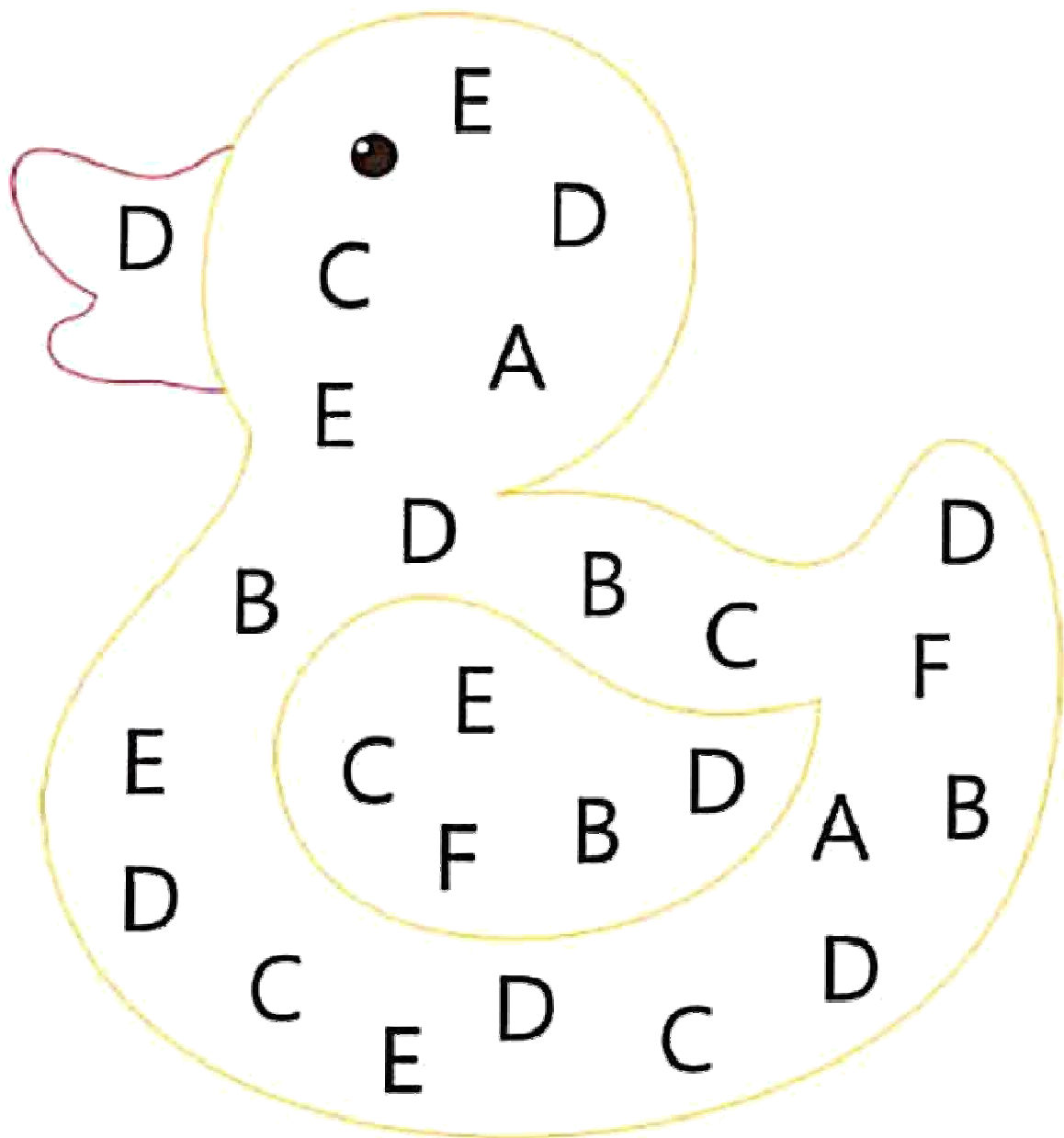
Letter Recognition

Circle the letter 'C'






Circle the letter 'D'



Identify the picture and encircle the correct letter.



A	C	E
---	---	---




E	D	F
---	---	---



C	F	A
---	---	---



F	A	B
---	---	---




B	E	D
---	---	---



D	B	C
---	---	---


Identify the picture and write the first letter of the object.


















MATHS

1.


Circle the number 1



1 baby



1 ant




6	1	9
7	1	2
1	4	1

MATHS

2.

Circle the number 2



2 bananas



2 bangles

5

2

9

2

3

2

8

1

1


2



MATHS

3.

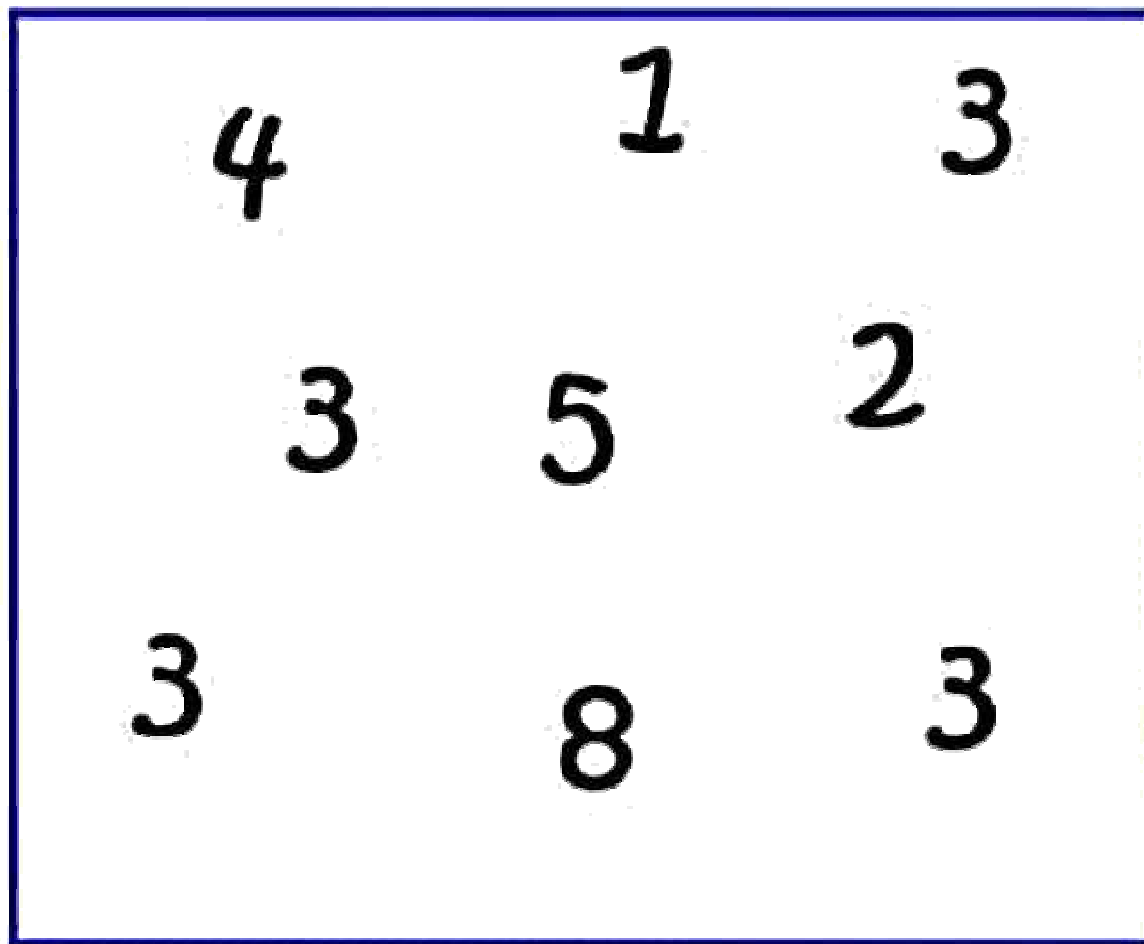
Circle the number 3



3 biscuits



3 balloons



MATHS

4.

Circle the number 4



4 Candles



4 books

4

4

8

7

5

3

4

6




4



FINDING THE DIFFERENT



Circle (O) the different object in each row. One has been done for you.



Draw lines to show the body part each child is using.



see



feel



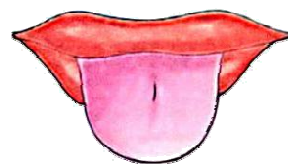

smell




hear



taste




Colour the butterfly and flower, paste the different
Colour of bindies.






Pomfret Fish

DIP EARBUD IN WATERCOLOR & MAKE
DOTS PATTERN AS INDICATED.





Complete the tree with your fingerprints. One is done for you.




Name : _____

Score : _____


Count & Color

Read aloud each number. Color as many picture(s) as you read.

4



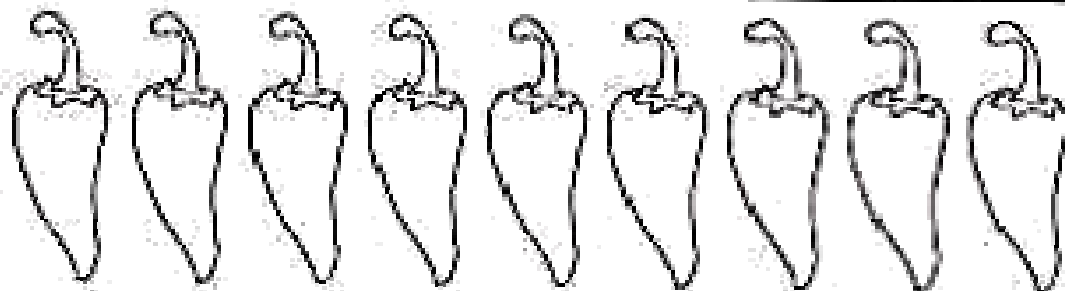
1



3



5



2

