

**S.H.I.P.S.**  
**[A Premier Institution**



**Home Assignment**  
**2024-25**  
**Grade-Pre-Nursery**

Name: \_\_\_\_\_

Section: \_\_\_\_\_ Roll. No. \_\_\_\_\_

**Note:**

1. Assignment Marks will be added in the Terminal Assessment.
2. Parents are required to let their child do his/her assignments on his/her own.
3. Use loose sheets if required to perform the task.
4. Best Assignment of the year will be recognised.

**'Summer Vacation weaves a magic wand over the little world of our kids, everything softer and more beautiful.'**

## **So, Hello Summer!!**

The seven Golden Commandments for an exemplary Summer Vacation [to be followed by Parents Ward Duo].

**a) What about Dining Together?** A family that dines together, stays happy forever.

Feasting together with your ward atleast twice a day will strengthen bonds between you and your ward. They will share with you their innermost desires, once you start this process.

**b) Teaching them Dignity of Labour:** Asking your ward to engage in household chores like cleaning their dishes after meals, assisting maids and house servants, or gardeners or assisting you in cooking and serving food.

**c) Visit to Orphanages:** Instead of visiting malls, which promotes pseudo culture, allow your kids to visit orphanages so that they connect with the lesser fortunate, learn about their plight. Only by seeing the downtrodden, first hand, can they develop 'Empathy'.

**d) Kinship with Mother Nature:-** In order to develop affinity and accordance with nature, let the kids work in their kitchen garden, let them plant a sapling or a seed in medium sized pot on the first day of summer break. Ask them to nurture it throughout the holiday and to carry to school with their name tags on 11 July, 2018. This sapling will be nurtured by your ward in the school for the next few years. This way they will learn the value of 'caring' and also appreciate all that you do for them.

**e) Shun the Indoor Era:** Let them gel with rustic, invigorating natural environment. Let them steer clear of indoor culture which has made them slothful. Let them get dirty, let them bask in natural sunshine, prohibit air conditioners for them.

As Emerson said, "Live in the sunshine, swim the sea, drink the wild air."

Let your kids be adventurous, wild. Let them be **REAL KIDS FOR A CHANGE.**

**f) Sow in them seeds of Philanthropy and Good Humanitarianism:** Allow them to donate their old, unused stuff to the needy. Teach them to be generous. Let them donate with their own hands, their discarded clothes, stationery, bags, books, bottles, tiffin boxes etc.

So Dear Parents,

## **LET HOLIDAY MODE BE ACTIVATED**

Holidays are a perfect time to reflect on our blessings and seek out ways to make life better for those around us.

**May Your Days be Merry and Bright**

**Hope You Enjoy a Blissful Bonding with Your Ward.**

***LET THE MEMORIES OF HOLIDAYS LAST FOREVER***

**Join the dots to make Standing Lines  
Page no (1,2)**

**Join the dots to make Sleeping Lines.  
Page no (3,4)**

**Join the dots to make Slanting Lines  
Page no (5,6,7,8)**

**OnMySkill Book B**

**Draw the Standing Lines page**

**Draw the Sleeping Lines Page no no (8,9)**

**Draw the Slanting Lines on Page no (12,  
13, 16, 17) on Pre-School Pattern Series  
Book.**

**. Art and Activity :-**

**Make a balloon with thumb impression**

**. Make a flower with Onion Vegetable  
impression**

**Make a Lion with Paper**

**Make a Honeybee with Paper.. on  
Drawing Notepad**

11:19 a

Circle the Letter A



AEROPLANE



APPLE

A large rectangular box containing a grid of letters for a matching exercise. The letters are arranged as follows:

		C		A
A				
			C	E
D	B			
		A		B
A				
	B			D

Circle the Letter B



BALL



BALLOON

C

B

C

B

D

D

B

F

D

B

A

Circle the Letter C



CAKE



CAR

D

G

B

G

C

C

D

C

C

G

C



Circle the Letter D



DOG




DUCK

---

A large rectangular area containing scattered letters for a matching exercise. The letters are: D, D, D, B, C, B, D, C, B, D, C.

Circle the correct  
letter

1.



B

A

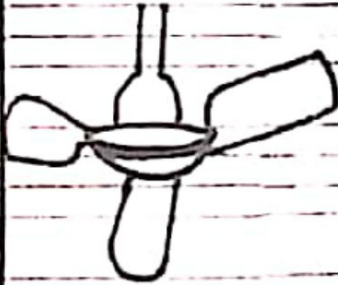
2.



D

H

3.



C

F

4.



E

G




**Circle the same number**

1	1	4	3	0
2	0	1	2	5
3	5	0	4	3
4	1	4	2	0
5	2	1	5	3


Count the items and circle the correct number



2 1



1 2





5 3



4 5


# ***Colour the fruits***



# Match the Same body Parts



Make impression on  
butterfly with ear buds





# Make a Lion with Paper





# Make a Honeybee with Paper

