

S.H.I.P.S.
[A Premier Institution



Home Assignment
2024-25
Grade-U.K.G.

Name: _____

Section: _____ Roll. No. _____

Note:

1. Assignment Marks will be added in the Terminal Assessment.
2. Parents are required to let their child do his/her assignments on his/her own.
3. Use loose sheets if required to perform the task.
4. Best Assignment of the year will be recognised.

'Summer Vacation weaves a magic wand over the little world of our kids, everything softer and more beautiful.'

So, Hello Summer!!

The seven Golden Commandments for an exemplary Summer Vacation [to be followed by Parents Ward Duo].

a) What about Dining Together? A family that dines together, stays happy forever.

Feasting together with your ward atleast twice a day will strengthen bonds between you and your ward. They will share with you their innermost desires, once you start this process.

b) Teaching them Dignity of Labour: Asking your ward to engage in household chores like cleaning their dishes after meals, assisting maids and house servants, or gardeners or assisting you in cooking and serving food.

c) Visit to Orphanages: Instead of visiting malls, which promotes pseudo culture, allow your kids to visit orphanages so that they connect with the lesser fortunate, learn about their plight. Only by seeing the downtrodden, first hand, can they develop 'Empathy'.

d) Kinship with Mother Nature:- In order to develop affinity and accordance with nature, let the kids work in their kitchen garden, let them plant a sapling or a seed in medium sized pot on the first day of summer break. Ask them to nurture it throughout the holiday and to carry to school with their name tags on 11 July, 2018. This sapling will be nurtured by your ward in the school for the next few years. This way they will learn the value of 'caring' and also appreciate all that you do for them.

e) Shun the Indoor Era: Let them gel with rustic, invigorating natural environment. Let them steer clear of indoor culture which has made them slothful. Let them get dirty, let them bask in natural sunshine, prohibit air conditioners for them. As Emerson said, "Live in the sunshine, swim the sea, drink the wild air."

Let your kids be adventurous, wild. Let them be **REAL KIDS FOR A CHANGE.**

f) Sow in them seeds of Philanthropy and Good Humanitarianism: Allow them to donate their old, unused stuff to the needy. Teach them to be generous. Let them donate with their own hands, their discarded clothes, stationery, bags, books, bottles, tiffin boxes etc.

So Dear Parents,

LET HOLIDAY MODE BE ACTIVATED

Holidays are a perfect time to reflect on our blessings and seek out ways to make life better for those around us.

May Your Days be Merry and Bright

Hope You Enjoy a Blissful Bonding with Your Ward.

LET THE MEMORIES OF HOLIDAYS LAST FOREVER


Summer Vacation Home Assignments

Class - UKG

Notebook work

- ① English :-
 - Capital letters A-Z
 - Small letters a-z
 - Combined letters Aa-Zz(3 times)
- ② Maths :-
 - Forward counting (1-200)
 - Backward counting (30-1)(3 times)
- ③ Hindi :-
 - स्वर (अ-उः)
 - व्यंजन (क-न)(3 times)
- ④ EVS :-
 - Read and learn -
 - 10 Body Parts
 - 5 Sense Organs
- ⑤ Art :-
 - 1 Thumb drawing animals
 - 2 Paper craft (Frog)
 - 3 Paper craft (Umbrella)
 - 4 Paper craft (Glasses)
 - 5 Vegetables impressions. (Onion)
 - 6 Lady finger impressions


Unscramble the -at words.



a

c


t



f

t

a



t

b

a



t

a

m



h

t

a



a

r

t

CVC Words - Short a

Find and write the words.

o	d	v	a	c	s
g	f	a	s	a	d
f	a	n	q	t	t
a	b	a	g	y	n
g	w	n	m	a	p

sad
van
map
bag
fan
cat

STORY 1

See the cat

I can see the cat.

The cat is fat.

The cat has a hat.



1

I can see the _____.

dog

rat

cat

2

The cat is _____.

sad

big

fat

3

The cat has a _____.

mat

hat

||

Read the following passage and
answer the questions:

Mat the Dog



I have a dog.

His name is Mat.

My dog is big.

My dog is brown.

Questions

1. I have a _____

a. pig

b. dog

c. frog

2. His name is _____

a. Max

b. Mat

c. Rex

3. My dog is _____

a. big and brown

b. little and brown

Date: _____

Name: _____

Class: _____

Before and After Numbers

Write the numbers that come before and after

.....	115
-------	-----

.....	108
-------	-----

119
-----	-------

122
-----	-------

.....	145
-------	-----

.....	139
-------	-----

142
-----	-------

161
-----	-------

.....	175
-------	-----

.....	148
-------	-----

167
-----	-------

182
-----	-------

.....	156
-------	-----

.....	192
-------	-----

176
-----	-------

195
-----	-------

.....	163
-------	-----

.....	177
-------	-----

184
-----	-------

199
-----	-------

WRITE DOWN

10 _ 12

91 _ 93

24 _ 26

42 _ 44

51 _ 53

73 _ 75

83 _ 85

68 _ 70


77 _ 79

19 _ 21

65 _ 67

97 _ 99

Count the similar shapes and write the number.
















चित्र देखकर पहला अक्षर लिखिए।



Blank handwriting lines for the first letter of the word 'Lotus'.




Blank handwriting lines for the first letter of the word 'Umbrella'.



Blank handwriting lines for the first letter of the word 'Drum'.



Blank handwriting lines for the first letter of the word 'Flower'.



Blank handwriting lines for the first letter of the word 'Tap'.



Blank handwriting lines for the first letter of the word 'Tomato'.

चित्र देखकर सही अक्षर पर गोला बनाइए।

1



त

प

म

2




घ

झ

ञ

3



च

फ

त

चित्र देखकर पहला अक्षर लिखिए।



Blank handwriting lines for the first row, left column.



Blank handwriting lines for the first row, right column.



Blank handwriting lines for the second row, left column.



Blank handwriting lines for the second row, right column.

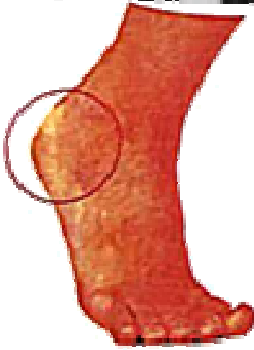


Blank handwriting lines for the third row, left column.



Blank handwriting lines for the third row, right column.

चित्र देखकर सही अक्षर पर गोला बनाइए।



ए

अ



अं

ऐ



ई

औ




अः

ई

खाली स्थानों में वर्ण भरकर वर्णमाला को पूरा करो-

अ		इ			उ	
	ए			अं	अः	
क				ख		
	घ					
च		ड		प		
	थ		ध			



प्रत्येक वर्ण को उससे संबंधित चित्र से मिलाएँ-




प

इ

ए


अ

My Face




Activity 1

Draw your face and label it.




Write the names of the body parts with the help of the word bank.

head	mouth	chest	neck
eye	nose	hand	leg
arm	fingers	foot	
ear			



My Five Senses

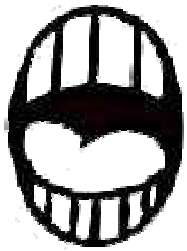
Name _____




I see with my _____



I hear with my _____



I taste with my _____



I touch with my _____



I smell with my _____