

**S.H.I.P.S.**  
[A Premier Institution]

**SHREE HANUMAT INTERNATIONAL PUBLIC SCHOOL**  
(Senior Secondary)

Affiliated to the C.B.S.E., New Delhi, Vide Code No. – 1630686,  
G.T. ROAD, GORAYA (Distt. Jalandhar)- 144409, Contact – 78376-36615, 99887-03474



# **Exploring, Learning & Growing- Home Assignment-2025-26**

**(A Thoughtful Mix of Study, Play & Values)**

**Name :** \_\_\_\_\_

**Roll No.** \_\_\_\_\_

**Grade – 1<sup>ST</sup>**

## **Note to Parents and Guardians**

1. Marks for these assignments will be included in the Terminal Assessment.
2. Kindly encourage your child to complete the work independently. Gentle support is welcome, but let the learning be child-led.
3. You may use loose sheets for tasks requiring extra space or creativity.
4. The Best Assignment of the Year will be awarded and recognized during school events.

# **Guidelines for a Balanced and Enriching Learning Experience at Home**

Dear Parents and Guardians

Thank you for being an essential partner in your child's learning journey. Here are a few tips to make the most of this Home Assignment:

## **Academics and Term I Preparation**

- Encourage a daily routine that includes time for reading, writing and activity-based learning.
- Focus on basic and conceptual skills.
- Revise the concepts covered in class as shared through circulars and communication.
- Prepare gradually for the Term I Exam in September — avoid last-minute stress.
- Create a study corner that's well-lit, quiet, and cheerful.

## **Play & Creative Time**

- Ensure your child gets ample free play, which boosts brain development.
- Engage in art and craft using eco-friendly materials.
- Storytelling, singing rhymes and dancing together create joyful bonds.

## **Seva & Social Responsibility**

- Introduce the child to values of compassion and sharing:
- Visit an old age home or Blind Ashram occasionally. Let the child offer fruits, biscuits or a handmade card.
- Encourage small acts of kindness like donating old toys/clothes.
- Explain the importance of Seva (selfless service) through simple examples.

## **Family Time & Social Visits**

- Plan weekend visits to relatives or grandparents to strengthen family ties.
- Share stories from your own childhood — this builds emotional connection and moral learning.

## **Stay Connected with Teachers**

- Don't hesitate to reach out for academic support or even emotional guidance.
- Teachers are here to help — schedule a brief chat during PTMs or via school communication channels.

## **Final Tips**

- Assignments are meant to be child-led. Offer guidance but let the child explore.
- All submissions will be graded and the Best Assignment of the Year will be rewarded.
- Keep things light — learning should be joyful, not stressful

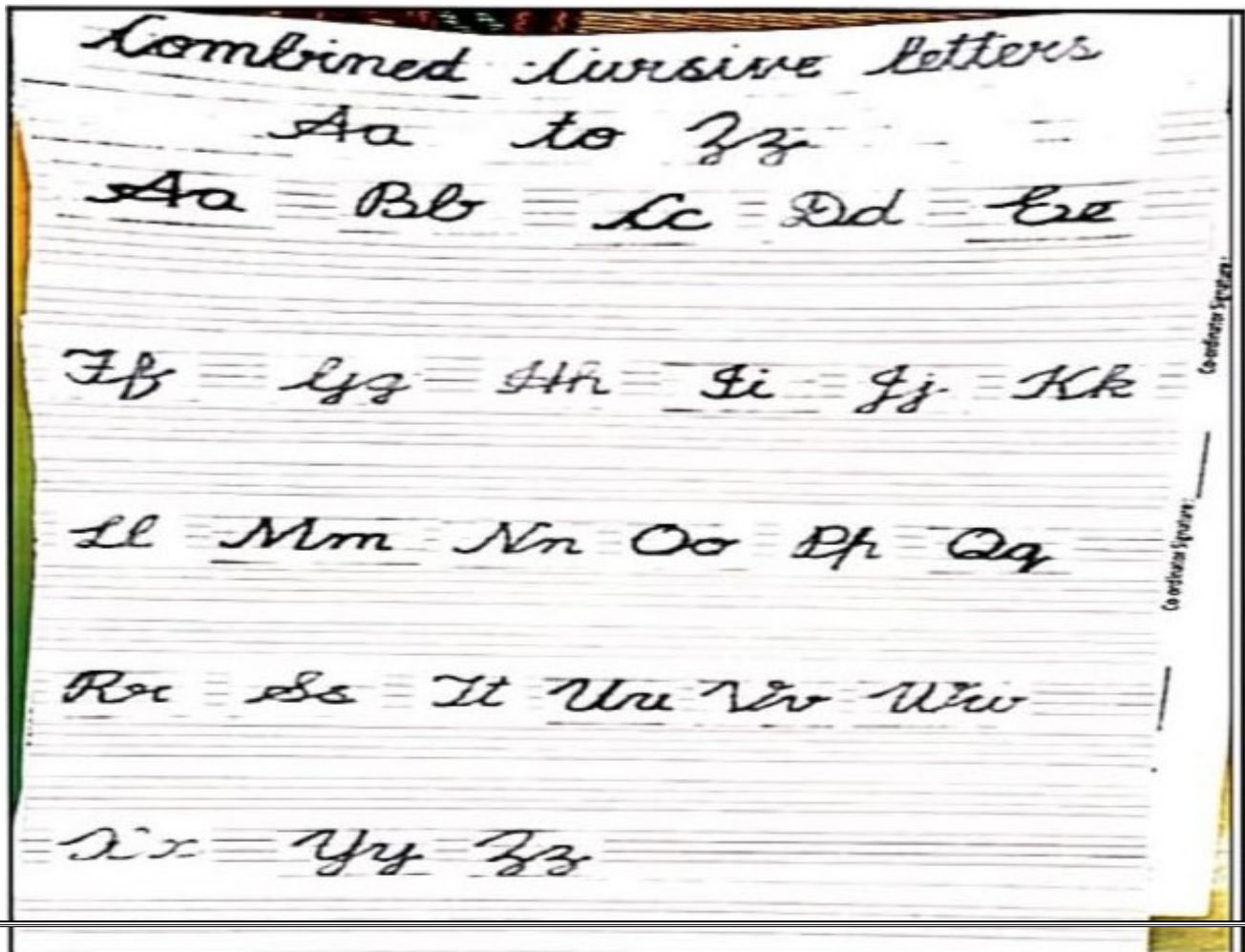
**Let's raise not just a student, but a good human being — one kind act, one thoughtful task at a time.**

- |             |   |
|-------------|---|
| 1: EVS:-    | * Make a model of Traffic Lights.<br>* Puppet Making                    |
| 2: Maths:-  | Do the given Worksheets.<br>Learn Number Names 0-50 Learn Tables 2 to 5 |
| 3. Hindi    | Do page no. 32,36,40,41,42,43,46,47,50,58,59 on book.                   |
| 4: GK-      | Do page no 20, 21 on book.  |
| 5. Punjabi- | Learn ਓ - ਝ   |

## English

Instructions: Please complete the following tasks in your respective textbooks only. There is no need to redo the work on separate sheets.

- Enrichment Activities : Complete pg no. 37, 38 in the English Reader book.
- Art Corner: Do the activity as mentioned on pg. No. 81 in the English Reader book.
- Writing : Complete pg. no. 13,14 in the English Reader book.
- Reading : Learn Poem : The rainbow
- Hand writing: Complete 2 pages of following handwriting page.





MATHEMATICS

Add  
the numbers!



$$\begin{array}{r} 4 \\ +10 \\ \hline \end{array}$$

$$\begin{array}{r} 7 \\ +6 \\ \hline \end{array}$$

$$\begin{array}{r} 8 \\ +5 \\ \hline \end{array}$$

$$\begin{array}{r} 3 \\ +9 \\ \hline \end{array}$$

$$\begin{array}{r} 6 \\ +6 \\ \hline \end{array}$$

$$\begin{array}{r} 2 \\ +1 \\ \hline \end{array}$$

$$\begin{array}{r} 9 \\ +8 \\ \hline \end{array}$$

$$\begin{array}{r} 1 \\ +1 \\ \hline \end{array}$$

$$\begin{array}{r} 3 \\ +5 \\ \hline \end{array}$$

$$\begin{array}{r} 7 \\ +2 \\ \hline \end{array}$$

$$\begin{array}{r} 5 \\ +6 \\ \hline \end{array}$$

$$\begin{array}{r} 4 \\ +2 \\ \hline \end{array}$$

$$\begin{array}{r} 10 \\ +7 \\ \hline \end{array}$$

$$\begin{array}{r} 2 \\ +6 \\ \hline \end{array}$$

$$\begin{array}{r} 3 \\ +6 \\ \hline \end{array}$$

$$\begin{array}{r} 5 \\ +5 \\ \hline \end{array}$$



## Maths



Q.1 Fill in the blanks by writing the numeral that comes:

Before	Between	After
____ 8	7 ____ 9	14 ____
____ 19	11 ____ 13	7 ____
____ 20	4 ____ 6	6 ____
____ 6	3 ____ 5	3 ____
____ 16	6 ____ 8	18 ____
____ 4	5 ____ 7	5 ____
____ 3	20 ____ 22	20 ____
____ 15	12 ____ 14	0 ____

Q.2 (A) Arrange the given numbers in ascending order:

a. 10, 20, 8, 13 \_\_\_\_\_

b. 19, 14, 4, 11 \_\_\_\_\_

c. 16, 1, 15, 18, \_\_\_\_\_

Q.2 (B) Arrange the following numbers in descending order:

a. 14, 13, 12, 2 \_\_\_\_\_


b. 12, 8, 10, 1 \_\_\_\_\_

c. 17, 20, 23, 6 \_\_\_\_\_



# Spring Counting

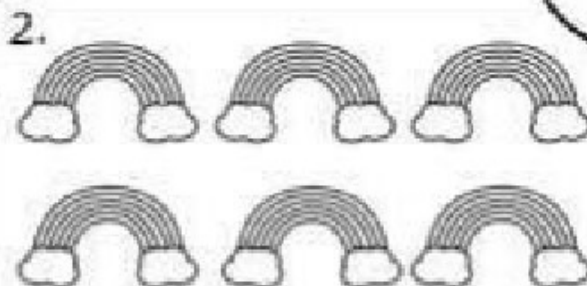
Directions: Count the objects. Then, color the box with the correct number.



5

7


8



6

5


7



8

10

9



5

3

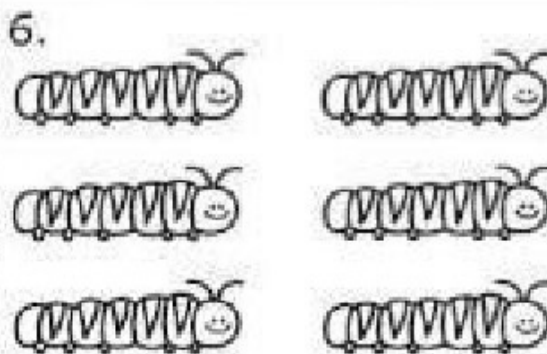
4



7

9

8



6

5

7

### B. Odd One Out

Label the pictures. Identify the odd one out in each row. Discuss why the object is the odd one out.

1.










2.










3.










4.













### C. Time to Bake!



Choose the food items that we use to bake a chocolate cake. Then, read the recipe and fill in the missing items. Use the picture clues.

sugar	rice	green chillis	vanilla	flour
gram flour	cocoa powder	turmeric powder	milk	eggs
tomatoes	pepper	tea leaves	baking powder	oil

### How to Make a Chocolate Cake

Mix 2 cups of <sup>(1)</sup> \_\_\_\_\_  , half a cup of <sup>(2)</sup> \_\_\_\_\_  ,


1 tablespoon of <sup>(3)</sup> \_\_\_\_\_  . In a bowl, put 1 cup of

<sup>(4)</sup> \_\_\_\_\_  and 1 cup of <sup>(5)</sup> \_\_\_\_\_ 

and beat together. Then, add 4 <sup>(6)</sup> \_\_\_\_\_  one at a time. Keep beating.

After that, add the dry food items and beat well. Add 1 tablespoon

<sup>(7)</sup> \_\_\_\_\_  essence and half a

cup of <sup>(8)</sup> \_\_\_\_\_ 

Beat until smooth. Then, pour the batter into a baking tray.

Bake at 180 degrees for 40 minutes.

The chocolate cake is ready!






J. Look at the picture and fill in the blanks.



1. The table is brown.
2. The book is .....
3. The chair is .....
4. The school bag is .....
5. The ruler is .....
6. The pencil is .....
7. The pen is .....
8. The board is .....
9. The eraser is .....
10. The notebook is .....

K. Number the days of the week in the correct order.





1. I am Sahiba's mother.

Maria

2. I am Sahiba and Nitin's grandfather.

3. Nitin is my brother.

4. I am Sahiba's father.

5. Sahiba is my sister.

6. I am Sahiba and Nitin's grandmother.

7. We are their pets!

and

## ART CORNER

Write about yourself, draw pictures and share with your friends.



name is

My Name is

---

---