

S.H.I.P.S.
[A Premier Institution]

SHREE HANUMAT INTERNATIONAL PUBLIC SCHOOL
(Senior Secondary)

Affiliated to the C.B.S.E., New Delhi, Vide Code No. – 1630686,
G.T. ROAD, GORAYA (Distt. Jalandhar)- 144409, Contact – 78376-36615, 99887-03474



Exploring, Learning & Growing- Home Assignment-2025-26

(A Thoughtful Mix of Study, Play & Values)

Name : _____

Roll No. _____

Grade – II

Note to Parents and Guardians

1. Marks for these assignments will be included in the Terminal Assessment.
2. Kindly encourage your child to complete the work independently. Gentle support is welcome, but let the learning be child-led.
3. You may use loose sheets for tasks requiring extra space or creativity.
4. The Best Assignment of the Year will be awarded and recognized during school events.

Guidelines for a Balanced and Enriching Learning Experience at Home

Dear Parents and Guardians

Thank you for being an essential partner in your child's learning journey. Here are a few tips to make the most of this Home Assignment:

Academics and Term I Preparation

- Encourage a daily routine that includes time for reading, writing and activity-based learning.
- Focus on basic and conceptual skills.
- Revise the concepts covered in class as shared through circulars and communication.
- Prepare gradually for the Term I Exam in September — avoid last-minute stress.
- Create a study corner that's well-lit, quiet, and cheerful.

Play & Creative Time

- Ensure your child gets ample free play, which boosts brain development.
- Engage in art and craft using eco-friendly materials.
- Storytelling, singing rhymes and dancing together create joyful bonds.

Seva & Social Responsibility

- Introduce the child to values of compassion and sharing:
- Visit an old age home or Blind Ashram occasionally. Let the child offer fruits, biscuits or a handmade card.
- Encourage small acts of kindness like donating old toys/clothes.
- Explain the importance of Seva (selfless service) through simple examples.

Family Time & Social Visits

- Plan weekend visits to relatives or grandparents to strengthen family ties.
- Share stories from your own childhood — this builds emotional connection and moral learning.

Stay Connected with Teachers

- Don't hesitate to reach out for academic support or even emotional guidance.
- Teachers are here to help — schedule a brief chat during PTMs or via school communication channels.

Final Tips

- Assignments are meant to be child-led. Offer guidance but let the child explore.
- All submissions will be graded and the Best Assignment of the Year will be rewarded.
- Keep things light — learning should be joyful, not stressful

Let's raise not just a student, but a good human being — one kind act, one thoughtful task at a time.

Subject: English

Instructions: Please complete the following tasks in your respective textbooks only. There is no need to redo the work on separate sheets.

- **Writing:** Complete pages 9, 10, 12, and 33 in the English Reader book.
- **Grammar:** Complete pages 118 and 119 in the English Grammar book.
- **Art Corner:** Design and colour a creative bookmark for your English notebook.
- **Reading :** Read the passages and answer the questions given below:

My dad bought me a new pet. He is a cute little dog. He is sleepy, as he is little now. My dad and mom help me to keep the dog clean. We have a doghouse where he stays. I play with him in the evening when I come home from school. He is growing quickly. I love my new pet.

1. Who is my new pet?

2. Why is he sleepy?

3. Who helps me to keep the dog clean?

4. Where does my pet stay?

5. I play with my pet in the evening. (True / False)

6. He is growing _____.

7. I _____ my new pet.



Where Do We Live?



A. Give one word answer to the following:


1. Name the type of house that are made up of bricks, cement, wood and steel. _____
2. Where do the Eskimos live? _____

B. Fill in the blanks:



1. A house gives us _____.
2. Kutcha houses are usually found in _____.
3. Multistoreyed houses are also called _____.
4. _____ is made up of ice and snow.
5. A _____ is a house on wheels.

C. Write 2 sentences about the picture given below:



D. State 'True' or 'False':

1. A tent is made up of a thick cloth called canvas. _____
2. A pucca house is made of bamboo. _____
3. A caravan cannot move on wheels. _____
4. A houseboat is found in very cold places. _____
5. Kutcha houses are very strong. _____



E. Label the pictures given below:



Label the parts of the body below.

arm

hand

leg

foot

neck

eye

mouth

ear

nose

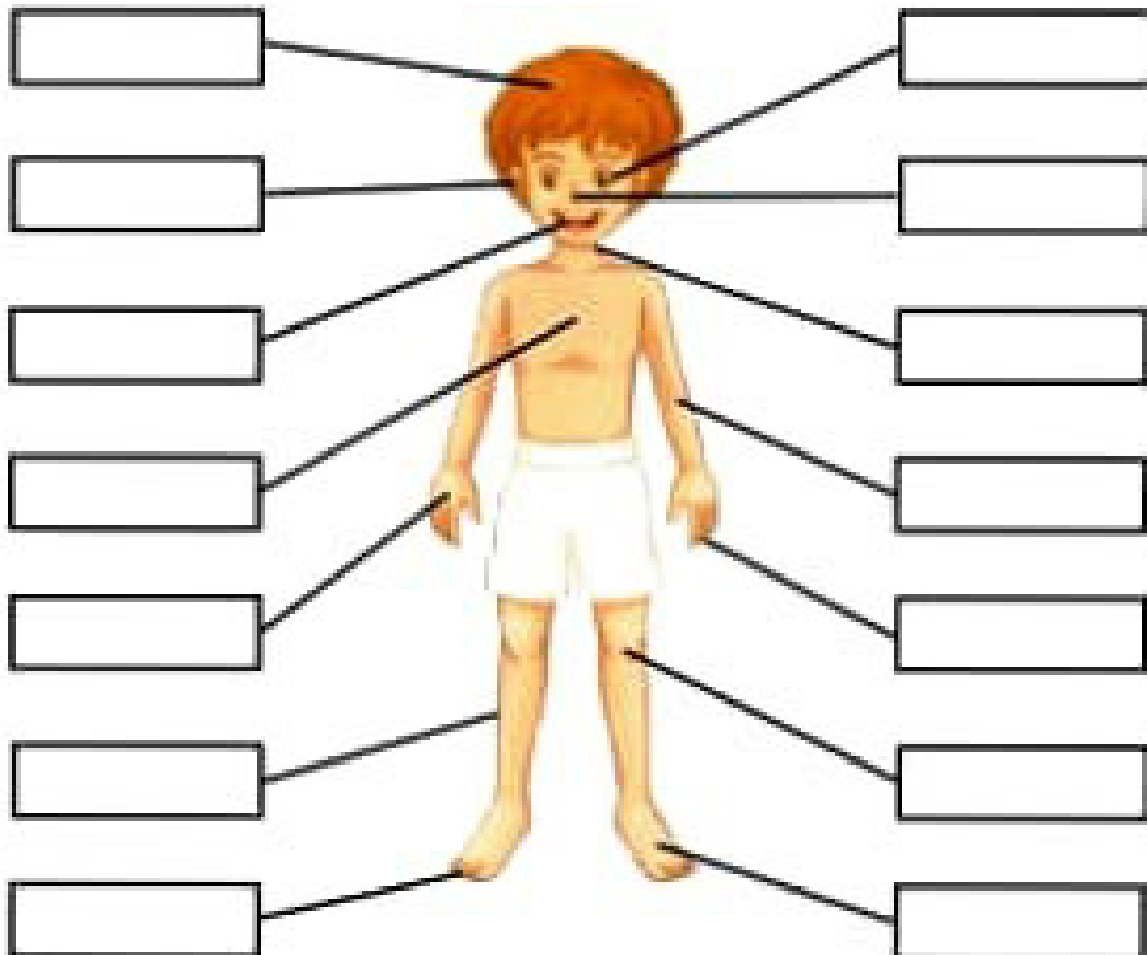
toes

fingers

head

chest

knees



Arranging numbers.

Arrange the following numbers in ascending order.

1. 17, 75, 19, 28

2. 40, 54, 24, 83

3. 84, 66, 92, 100

4. 48, 87, 12, 21

5. 81, 55, 90, 27

6. 73, 51, 91, 09

Arrange the following numbers in descending order.

1. 63, 85, 17, 99

2. 30, 34, 82, 53

3. 14, 43, 22, 75

4. 53, 97, 62, 98

5. 69, 48, 91, 72

6. 27, 63, 81, 40

Odds and Evens

Is the number odd or even? Color in the bubble next to the correct answer.

1. **23** odd even
☐ ☐

9. **45** odd even
☐ ☐

2. **8** odd even
☐ ☐

10. **70** odd even
☐ ☐

3. **76** odd even
☐ ☐

11. **16** odd even
☐ ☐

4. **64** odd even
☐ ☐

12. **3** odd even
☐ ☐

5. **12** odd even
☐ ☐

13. **58** odd even
☐ ☐

6. **57** odd even
☐ ☐

14. **83** odd even
☐ ☐

7. **5** odd even
☐ ☐

15. **2** odd even
☐ ☐

8. **91** odd even
☐ ☐

16. **11** odd even
☐ ☐

Name : _____



Skip Counting Practice

Identify the skip counting pattern to fill in the missing numbers.

① 2, 4, 6, ____, ____, ____, ____, ____, ____, ____

② 0, 3, 6, ____, ____, ____, ____, ____, ____, ____

③ 4, 8, 12, ____, ____, ____, ____, ____, ____, ____

④ 5, 10, 15, ____, ____, ____, ____, ____, ____, ____

⑤ 12, 15, 18, ____, ____, ____, ____, ____, ____, ____

⑥ 0, 10, 20, ____, ____, ____, ____, ____, ____, ____

⑦ 22, 24, 26, ____, ____, ____, ____, ____, ____, ____

⑧ 25, 30, 35, ____, ____, ____, ____, ____, ____, ____

⑨ 24, 28, 32, ____, ____, ____, ____, ____, ____, ____

⑩ 12, 14, 16, ____, ____, ____, ____, ____, ____, ____

Find the product.

1. $2 \times 8 =$ _____ 2. $6 \times 10 =$ _____ 3. $9 \times 9 =$ _____

4. $3 \times 10 =$ _____ 5. $4 \times 7 =$ _____ 6. $4 \times 5 =$ _____

7. $5 \times 2 =$ _____ 8. $6 \times 9 =$ _____ 9. $10 \times 8 =$ _____

10. $10 \times 4 =$ _____ 11. $4 \times 2 =$ _____ 12. $7 \times 9 =$ _____

13. $8 \times 4 =$ _____ 14. $9 \times 6 =$ _____ 15. $3 \times 2 =$ _____

16. $9 \times 3 =$ _____ 17. $4 \times 10 =$ _____ 18. $8 \times 10 =$ _____

19. $10 \times 10 =$ _____ 20. $9 \times 10 =$ _____ 21. $10 \times 7 =$ _____

22. $2 \times 2 =$ _____ 23. $10 \times 2 =$ _____ 24. $2 \times 10 =$ _____

25. $2 \times 7 =$ _____ 26. $7 \times 5 =$ _____ 27. $4 \times 3 =$ _____

Adding 3-digit numbers in columns (with regrouping)

Grade 2 Addition Worksheet

Find the sum.

$$\begin{array}{r} 1) \quad 887 \\ + 965 \\ \hline \hline \end{array}$$

$$\begin{array}{r} 2) \quad 268 \\ + 956 \\ \hline \hline \end{array}$$

$$\begin{array}{r} 3) \quad 74 \\ + 267 \\ \hline \hline \end{array}$$

$$\begin{array}{r} 4) \quad 482 \\ + 658 \\ \hline \hline \end{array}$$

$$\begin{array}{r} 5) \quad 773 \\ + 389 \\ \hline \hline \end{array}$$

$$\begin{array}{r} 6) \quad 624 \\ + 498 \\ \hline \hline \end{array}$$

$$\begin{array}{r} 7) \quad 619 \\ + 896 \\ \hline \hline \end{array}$$

$$\begin{array}{r} 8) \quad 727 \\ + 798 \\ \hline \hline \end{array}$$

$$\begin{array}{r} 9) \quad 171 \\ + 949 \\ \hline \hline \end{array}$$

$$\begin{array}{r} 10) \quad 189 \\ + 975 \\ \hline \hline \end{array}$$

$$\begin{array}{r} 11) \quad 186 \\ + 985 \\ \hline \hline \end{array}$$

$$\begin{array}{r} 12) \quad 498 \\ + 717 \\ \hline \hline \end{array}$$

$$\begin{array}{r} 13) \quad 312 \\ + 99 \\ \hline \hline \end{array}$$

$$\begin{array}{r} 14) \quad 872 \\ + 368 \\ \hline \hline \end{array}$$

$$\begin{array}{r} 15) \quad 379 \\ + 783 \\ \hline \hline \end{array}$$

$$\begin{array}{r} 16) \quad 941 \\ + 779 \\ \hline \hline \end{array}$$

$$\begin{array}{r} 17) \quad 167 \\ + 953 \\ \hline \hline \end{array}$$

$$\begin{array}{r} 18) \quad 357 \\ + 875 \\ \hline \hline \end{array}$$

$$\begin{array}{r} 19) \quad 716 \\ + 798 \\ \hline \hline \end{array}$$

$$\begin{array}{r} 20) \quad 242 \\ + 898 \\ \hline \hline \end{array}$$

मात्रा वाले अक्षरों को जोड़े और खाली जगा पर लिखे।

सू + ट + त =

सू + च + ना =

भू + कं + प =

दू + स + रा =

सू + रा + ग =

भू + चा + ल =

घू + म + ना =

भू + मि + का =

फू + ल + दा + न =

ਚ



ਚਮਚਾ

Spoon

ਚ

ਚ

ਚ

ਚ

ਚ

ਚ

ਚ

ਚ

ਚ

ਚ

ਚ

ਚ

ਚ

ਚ

ਚ

ਚ

ਚ

ਚ

ਚ

ਚ

ਚ

ਚ

ਚ

ਚ

ਚ

ਚ

ਚ

ਚ

ਚ

ਚ

ਛ

ਛਤਰੀ



Umbrella

ਛ ਛ ਛ ਛ ਛ ਛ

ਛ ਛ ਛ ਛ ਛ ਛ

ਛ ਛ ਛ ਛ ਛ ਛ

ਛ ਛ ਛ ਛ ਛ ਛ

ਛ ਛ ਛ ਛ ਛ ਛ

ਜ



ਜਹਾਜ਼

Ship

ਜ

ਜ

ਜ

ਜ

ਜ

ਜ

ਜ

ਜ

ਜ

ਜ

ਜ

ਜ

ਜ

ਜ

ਜ

ਜ

ਜ

ਜ

ਜ

ਜ

ਜ

ਜ

ਜ

ਜ

ਜ

ਜ

ਜ

ਜ

ਜ

ਜ





ਝੰਡਾ

Jhanda
(Flag)

ੜ

How to write the letter “ ੜ ”



ੳ

No Word starts with ੳ

ੳ

ੳ

ੳ

ੳ

ੳ

ੳ

ੳ

ੳ

ੳ

ੳ

ੳ

ੳ

ੳ

ੳ

ੳ

ੳ

ੳ

ੳ

ੳ

ੳ

ੳ

ੳ

ੳ

ੳ

ੳ

ੳ

ੳ

ੳ

ੳ

ੳ



EVS :

Activities :

1. Clay Making

Make any one thing using the clay.

2. Puppet Making

Use coloured papers and make any one puppet.

GK

Reasoning worksheet 1 (Page No 22) on book.

Reasoning worksheet 2 (Page no 23) on book.

Hindi

Do page no. 49, 50, 51, 52, 53 on the book.