

S.H.I.P.S.
[A Premier Institution]

SHREE HANUMAT INTERNATIONAL PUBLIC SCHOOL

[Senior Secondary]

Affiliated to the C.B.S.E., New Delhi, Vide Code No. – 1630686,

G.T. ROAD, GORAYA (Distt. Jalandhar)- 144409, Contact – 78376-36615, 99887-03474



Exploring, Learning & Growing- Home Assignment-2025-26

(A Thoughtful Mix of Study, Play & Values)

Name : _____

Roll No. _____

Grade – L.K.G.

Note to Parents and Guardians

1. Marks for these assignments will be included in the Terminal Assessment.
2. Kindly encourage your child to complete the work independently. Gentle support is welcome, but let the learning be child-led.
3. You may use loose sheets for tasks requiring extra space or creativity.
4. The Best Assignment of the Year will be awarded and recognized during school events.

Guidelines for a Balanced and Enriching Learning Experience at Home

Dear Parents and Guardians

Thank you for being an essential partner in your child's learning journey. Here are a few tips to make the most of this Home Assignment:

Academics and Term I Preparation

- Encourage a daily routine that includes time for reading, writing and activity-based learning.
- Focus on basic and conceptual skills.
- Revise the concepts covered in class as shared through circulars and communication.
- Prepare gradually for the Term I Exam in September — avoid last-minute stress.
- Create a study corner that's well-lit, quiet, and cheerful.

Play & Creative Time

- Ensure your child gets ample free play, which boosts brain development.
- Engage in art and craft using eco-friendly materials.
- Storytelling, singing rhymes and dancing together create joyful bonds.

Seva & Social Responsibility

- Introduce the child to values of compassion and sharing:
- Visit an old age home or Blind Ashram occasionally. Let the child offer fruits, biscuits or a handmade card.
- Encourage small acts of kindness like donating old toys/clothes.
- Explain the importance of Seva (selfless service) through simple examples.

Family Time & Social Visits

- Plan weekend visits to relatives or grandparents to strengthen family ties.
- Share stories from your own childhood — this builds emotional connection and moral learning.

Stay Connected with Teachers

- Don't hesitate to reach out for academic support or even emotional guidance.
- Teachers are here to help — schedule a brief chat during PTMs or via school communication channels.

Final Tips

- Assignments are meant to be child-led. Offer guidance but let the child explore.
- All submissions will be graded and the Best Assignment of the Year will be rewarded.
- Keep things light — learning should be joyful, not stressful

**Let's raise not just a student, but a good human being — one kind act,
one thoughtful task at a time.**

Literacy :

Handwriting skills (Write beautifully)

- Capital Letters A – H (2 times)
- Small Letters a-h (2 times) with pictures
- Combined letters Aa-Hh (2 times)

Numeracy :

Forward Numbers (1-10) – 3 times

The worksheet is titled "Exercises" in a green box with a giraffe icon. It includes a "Skill Focus" section with "Observation" and "Identification". The main instruction is to collect pictures of activities and paste them under the "Hands" or "Legs" columns. The "Hands" column is outlined in blue and the "Legs" column is outlined in pink. The background features faint illustrations of children performing various activities like jumping, running, and playing.

Exercises

Skill Focus

- Observation
- Identification

Collect pictures of different activities that you can do with your hands and legs and paste them under correct column.

Hands

Legs

Long And Short, Same And Different

GRADE

Name :

Class :

Date :

Tick (✓) the long pencil.


☐

☐

Tick (✓) the short broom.

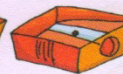
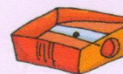



☐

☐

Circle the different
object in each set.

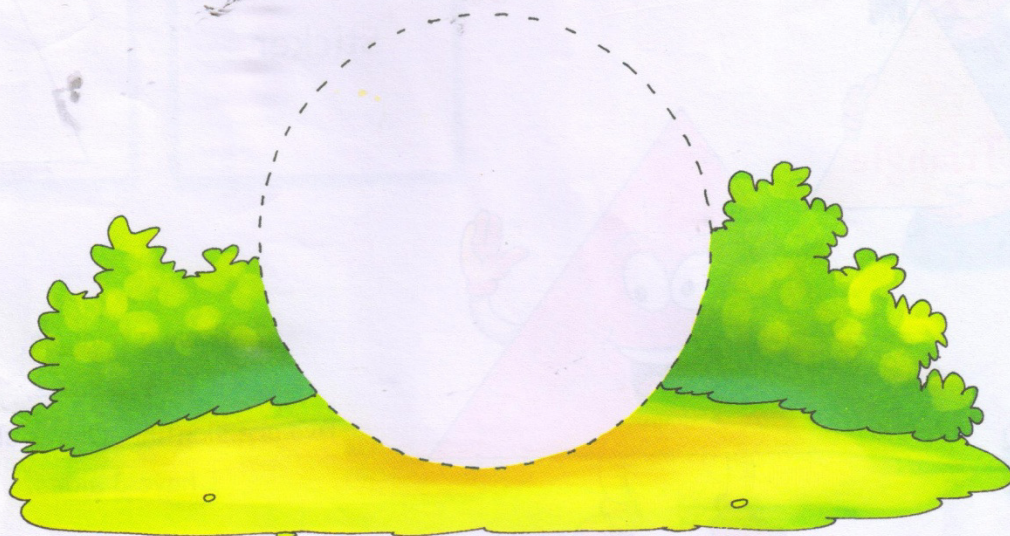


Circle the same
objects in each set.

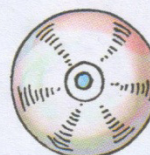









Trace out and colour the circle.




Join with the circle the objects that are in the shape of a circle.




Count and match the animals to the numbers.




3




4



7




2




5


Count and circle the correct number.




1	2	3
4	5	6



4	6	5
7	8	9



1	2	3
4	5	6



4	5	6
7	8	9

Fill in the missing numbers to complete counting from 1 to 10.


	1
	2
	5
	7
1	0










	1
	3
	4
	6
	8



	1
	5
	9




Count and write.




Paste sticker of the picture for each letter.


A



B



C



Circle the correct picture in each set.

A



B




C




Write small letters for the given capital letters.


A




B



C



Paste sticker of the picture for each letter.



Circle the correct letter.




a

d

b

g




b

c

e

a



f

d

g

e

Match the capital letters to small letters.

A

E

B

G

D

e

a

g

d

b

Circle the correct letter.



b

c


a



d

a

e



d

g


f



a

b


g



a

e


g



h

f

g



c

h

d








b

f









h

Write the first letter of the picture.



Colour the bubbles having same letters with the same colour.
Also match the letters with the objects.

Art Integration



चित्र पहचान कर सही स्वर पर गोला बनाइए।



आ | उ | इ



इ | ऊ | आ



अ | इ | आ



अ | ई | ऊ



इ | उ | आ



उ | अ | इ