

S.H.I.P.S.
[A Premier Institution]

SHREE HANUMAT INTERNATIONAL PUBLIC SCHOOL
(Senior Secondary)

Affiliated to the C.B.S.E., New Delhi, Vide Code No. – 1630686,
G.T. ROAD, GORAYA (Distt. Jalandhar)- 144409, Contact – 78376-36615, 99887-03474



**Exploring, Learning & Growing-
Home Assignment-2025-26**
(A Thoughtful Mix of Study, Play & Values)

Name : _____

Roll No. _____

Grade – UKG

Note to Parents and Guardians

1. Marks for these assignments will be included in the Terminal Assessment.
2. Kindly encourage your child to complete the work independently. Gentle support is welcome, but let the learning be child-led.
3. You may use loose sheets for tasks requiring extra space or creativity.
4. The Best Assignment of the Year will be awarded and recognized during school events.

Guidelines for a Balanced and Enriching Learning Experience at Home

Dear Parents and Guardians

Thank you for being an essential partner in your child's learning journey. Here are a few tips to make the most of this Home Assignment:

Academics and Term I Preparation

- Encourage a daily routine that includes time for reading, writing and activity-based learning.
- Focus on basic and conceptual skills.
- Revise the concepts covered in class as shared through circulars and communication.
- Prepare gradually for the Term I Exam in September — avoid last-minute stress.
- Create a study corner that's well-lit, quiet, and cheerful.

Play & Creative Time

- Ensure your child gets ample free play, which boosts brain development.
- Engage in art and craft using eco-friendly materials.
- Storytelling, singing rhymes and dancing together create joyful bonds.

Seva & Social Responsibility

- Introduce the child to values of compassion and sharing:
- Visit an old age home or Blind Ashram occasionally. Let the child offer fruits, biscuits or a handmade card.
- Encourage small acts of kindness like donating old toys/clothes.
- Explain the importance of Seva (selfless service) through simple examples.

Family Time & Social Visits

- Plan weekend visits to relatives or grandparents to strengthen family ties.
- Share stories from your own childhood — this builds emotional connection and moral learning.

Stay Connected with Teachers

- Don't hesitate to reach out for academic support or even emotional guidance.
- Teachers are here to help — schedule a brief chat during PTMs or via school communication channels.

Final Tips

- Assignments are meant to be child-led. Offer guidance but let the child explore.
- All submissions will be graded and the Best Assignment of the Year will be rewarded.
- Keep things light — learning should be joyful, not stressful

**Let's raise not just a student, but a good human being — one kind act,
one thoughtful task at a time.**

Sound of Vowel 'a'

Recognise the pictures and write their names :













Write the rhyming words :

cat

lab






bag

dam

pan


mad

Sound of 'a' 'e'



Vowel Sound 'a'

Find a word




cat



van



jam



pan

j	s	a	d	p
v	a	l	r	a
a	p	a	z	n
n	e	b	a	g
t	m	s	c	o
b	f	c	a	t
a	q	i	s	n
t	g	d	a	h
k	j	a	m	l
c	a	p	y	b



bag



cap



sad



bat

Sound of Vowel 'e'

Find the words.

jet
net
pet
met
vet
wet

t	b	n	a	m	g
e	n	e	w	e	t
v	s	t	h	p	s
r	v	k	m	e	t
p	e	t	u	r	n
t	j	z	j	e	t

Look at the pictures and fill the missing letters.



c _ _ _



c _ _ _



v _ _ _



f _ _ _

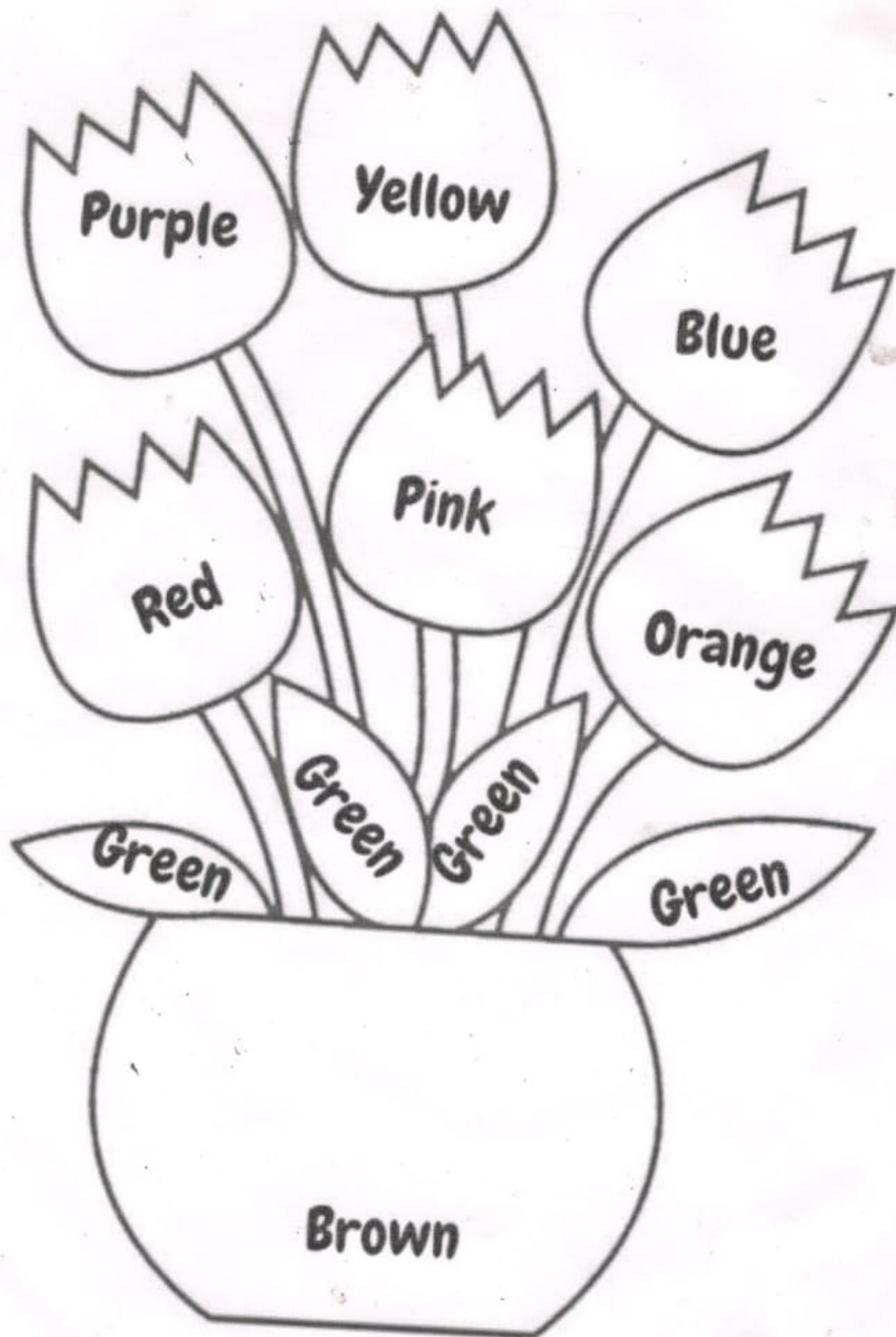


b _ _ _







j _ _ _

Colours




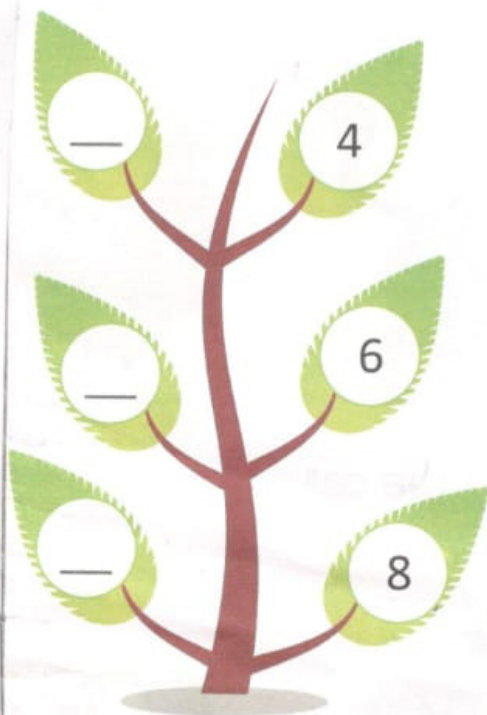



















What comes **after** the given numbers?



What comes **before** the given numbers?



Write the Middle number. 1-20

 2 <input type="text"/> 4	 6 <input type="text"/> 8	 10 <input type="text"/> 12
 15 <input type="text"/> 17	 18 <input type="text"/> 20	 3 <input type="text"/> 5
 12 <input type="text"/> 14	 5 <input type="text"/> 7	 13 <input type="text"/> 15
 8 <input type="text"/> 10	 17 <input type="text"/> 19	 1 <input type="text"/> 3
 11 <input type="text"/> 13	 4 <input type="text"/> 6	 16 <input type="text"/> 18

Smaller Number

Colour the cookie with the smaller number.



About Myself



paste
your
photo
here.



1. My name is _____.

2. I am a _____. (boy / girl)

3. I am _____ years old.



4. My birthday is on _____.



PARTS OF THE BODY



EAR

MOUTH

HAND

NOSE

LEG

EYE

ARM

FOOT


HAIR





THE FIVE SENSES


Cut and Paste.

We _____ with our 

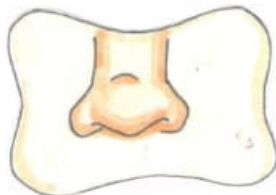
We _____ with our 

We _____ with our 

We _____ with our 

We _____ with our 

see	taste	smell
hear	touch	



चित्र देखकर पहला अक्षर लिखिए

1.



2.



3.



4.



5.



6.



7.



8.



रिक्त स्थान पर
स्वर लिखिए (अ से अः)

अ

इ

ऊ

ए

ओ

अः

Worksheet-3

Swar

Name: _____

Class: _____

Date: _____

I. खाली जगह भरो।

अ

इ

उ

ऋ

ए

ओ

अं

II. पहले क्या आता है?

1.

_____ ए

4.

_____ आ

2.

_____ ओ

5.

_____ ऊ

3.

_____ अं

III. बाद में क्या आता है?

1. ए

4. इ

2. ओ

5. ऋ

3. अं



