

S.H.I.P.S.
[A Premier Institution]

SHREE HANUMAT INTERNATIONAL PUBLIC SCHOOL
(Senior Secondary)

Affiliated to the C.B.S.E., New Delhi, Vide Code No. – 1630686,
G.T. ROAD, GORAYA (Distt. Jalandhar)- 144409, Contact – 78376-36615, 99887-03474



Exploring, Learning & Growing- Home Assignment-2025-26

(A Thoughtful Mix of Study, Play & Values)

Name : _____

Roll No. _____

Grade – Nursery

Note to Parents and Guardians

1. Marks for these assignments will be included in the Terminal Assessment.
2. Kindly encourage your child to complete the work independently. Gentle support is welcome, but let the learning be child-led.
3. You may use loose sheets for tasks requiring extra space or creativity.
4. The Best Assignment of the Year will be awarded and recognized during school events.

Guidelines for a Balanced and Enriching Learning Experience at Home

Dear Parents and Guardians

Thank you for being an essential partner in your child's learning journey. Here are a few tips to make the most of this Home Assignment:

Academics and Term I Preparation

- Encourage a daily routine that includes time for reading, writing and activity-based learning.
- Focus on basic and conceptual skills.
- Revise the concepts covered in class as shared through circulars and communication.
- Prepare gradually for the Term I Exam in September — avoid last-minute stress.
- Create a study corner that's well-lit, quiet, and cheerful.

Play & Creative Time

- Ensure your child gets ample free play, which boosts brain development.
- Engage in art and craft using eco-friendly materials.
- Storytelling, singing rhymes and dancing together create joyful bonds.

Seva & Social Responsibility

- Introduce the child to values of compassion and sharing:
- Visit an old age home or Blind Ashram occasionally. Let the child offer fruits, biscuits or a handmade card.
- Encourage small acts of kindness like donating old toys/clothes.
- Explain the importance of Seva (selfless service) through simple examples.

Family Time & Social Visits

- Plan weekend visits to relatives or grandparents to strengthen family ties.
- Share stories from your own childhood — this builds emotional connection and moral learning.

Stay Connected with Teachers

- Don't hesitate to reach out for academic support or even emotional guidance.
- Teachers are here to help — schedule a brief chat during PTMs or via school communication channels.

Final Tips


- Assignments are meant to be child-led. Offer guidance but let the child explore.
- All submissions will be graded and the Best Assignment of the Year will be rewarded.
- Keep things light — learning should be joyful, not stressful

Let's raise not just a student, but a good human being — one kind act, one thoughtful task at a time.

Circle all the letter Bs in the balloons.



Circle the correct letter.









B | E | D





C | F | A

Colour only the cups with C.




Look at the picture and write the initial letter.







Colour the dinosaur spots that have the letter D.



Match the letter to the correct picture.



Practice

Match the letters with the pictures.


B


A

C

H




F













Same and Different

Circle the thing that is different in each set.






Count the objects. Colour the circle with the correct number.



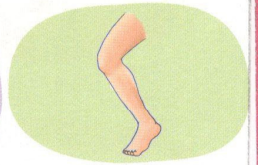
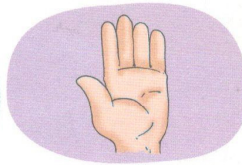
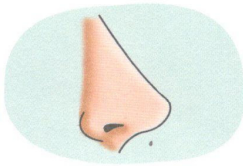
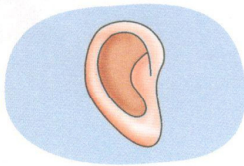
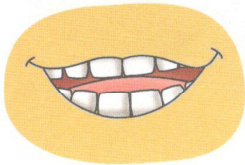
Practice

Match the same numbers.



My Body Parts

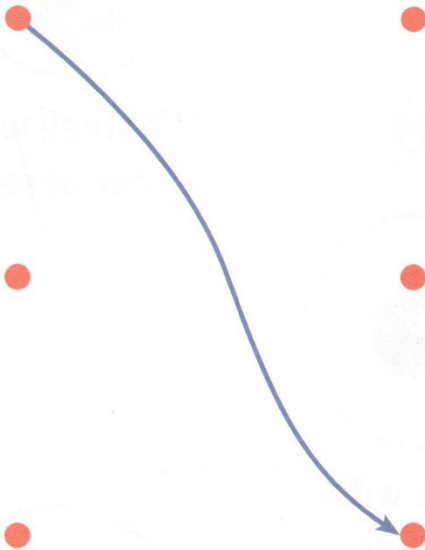

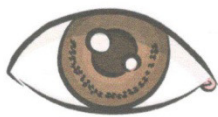
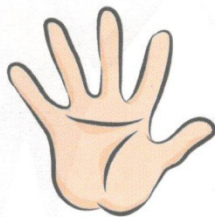


Match the body parts with the things you do with them.






Practice

Match the pictures to the correct parts of the body.



Paint and Print


Vegetable Printing (Lady Finger)



Help the students dip pieces of unused portion of okra in green paint and make a print with it on the turtle.

Paste

Paste bits of red marbled paper on the apple.





Fun Time

Colour only the objects that you carry to school.

